



The Annual Report of the Atlanta Repeat Offender Commission

October 4, 2019

OVERVIEW

Crime in Atlanta often results from the repeated bad acts of a small number of individuals whose criminal histories are seemingly minimized by a court and probation system that quickly releases them from incarceration, whereupon the police arrest them again for newly committed crimes. **Repeat Offenders** are defined as persons who have three or more prior felony convictions.

The leniency shown to these bad actors by the judicial system results in recidivistic crimes that prey on the public, often resulting in egregious injury or public fear by citizens and the neighborhoods who feel as if they've been terrorized.

Regarding repeat offenders, the police do their detection job well. They know where the criminals live. They know where they commit their crimes. And they arrest and re-arrest these bad actors only to have these serial offenders sentenced to minimal incarceration, then freed to begin anew their criminal activity.

- Why do the courts fail to incarcerate these felons?
- Don't law-abiding citizens deserve protection from serial felons?
- Why are judges failing to incarcerate people who repeatedly choose to commit serious crimes?
- Why do judges allow probation of persons, four-times convicted, who brazenly carry firearms despite prior convictions and in violation of law?

The Atlanta Repeat Offenders Commission (AROC) was empaneled to examine the scope of this problem and offer recommendations to fix it. The AROC seeks to establish:

- Greater awareness by the public of the repeat offender problem in Atlanta
- Transparency into the sentencing decisions by judges, so the public has a clear line of sight into how each judge in Fulton County Superior Court sentences repeat offenders
- Recommendations to streamline the criminal justice process to ensure judges have accurate and timely information on prior convictions of defendants who appear before them
- Collaboration between the City, Fulton County and state agencies to track repeat offenders through the judicial system

Repeat Offender Report Highlights

- ▶ Approximately 18% of felony cases adjudicated in Fulton County Superior Court in 2017 and 2018 were committed by ROs
 - ▶ 1065 RO cases of roughly 6,000 felony cases in 2017
 - ▶ 903 RO cases of roughly 5,000 felony cases in 2018
- ▶ In 2017 and 2018, 23% of City of Atlanta repeat offenders were sentenced to Confinement by Fulton County Superior Court judges -- a decrease of nearly 14% from the 37% who were sentenced to Confinement in 2016
- ▶ In 2017 and 2018, 22% of repeat offenders were carrying firearms when they committed the most recent crime for which they were convicted
- ▶ Sentencing variability of convicted ROs to Confinement ranged from a low of 10% to a high of 48%
- ▶ The most common sentence imposed by judges for ROs in 2017 and 2018 was “time served,” applied in 37% of cases. This represents the time a defendant spends in jail awaiting trial.
In Fulton County, this averages 95 days, for a felon convicted of his/her fourth felony.
- ▶ **Multiple Repeat Offenders** are defined as individuals who have multiple felony arrests by the Atlanta Police Department within the same year.
 - ▶ In 2017, there were 67 individuals – 24% (16) were sentenced to serve time in prison
 - ▶ In 2018, there were 86 Individuals – 36% (31) were sentenced to serve time in prison

REPEAT OFFENDER CASE EXAMPLES

Case Example 1

- A man with 10 prior felony convictions was arrested and charged in a 2015 burglary.
- Convicted and sentenced in 2016 to 15 years of Probation (**Adjudicating Judge: T. J. Bedford, Jr.**)
- In 2018, the defendant was arrested and convicted for entering an automobile and committing criminal damage to property and sentenced to two years of Probation (**Adjudicating Judge: A. Dempsey**)
- Defendant was later arrested in 2018, tried and convicted for aggravated assault with a deadly weapon. Although prior felony convictions over 15 years, was sentenced to Time Served, which was commuted to a sentence of four years of Probation and entry to the Tall Pines Assisted Living program. (**Adjudicating Judge: K. Ellerbe**)
- Three judges passed sentences on this felon who committed most of his crimes while on probation. The defendant was never sentenced to confinement despite a history of repeated violent offenses, each of which was a serious violation of his prior sentence(s).

Case Example 2

- A man with seven felony convictions since 2007, including convictions for aggravated assault and possession of a firearm by a convicted felon, was charged in 2017 with aggravated assault, criminal damage to property and, once again, possession of a firearm by a convicted felon.
- Sentenced to 15 years, meted out as three years of weekend Confinement, seven years of Probation and five years of a Suspended sentence. (**Adjudicating Judge: S. Millender**)
- The offender's probation was revoked after he failed three times to report to his Probation Officer.
- The offender was re-arrested in 2019 again for violating his probation by failing to report and re-released.
- After this release, he was subsequently arrested again for domestic battery and released 10 days later on a surety bond.
- Just two months later, he was charged with criminal attempt to commit murder and aggravated assault.
- Despite a 13-year history of convictions and increasingly violent charges, he remains free on bond while awaiting trial on his most recent offenses.

2016 Action Items / Recommendations Status

Agency	2016 AROC Action Items/Recommendations	Status
Atlanta Police Department (APD)	<p>Ensure repeat offender information is consistently disseminated to Field Operations</p> <p>Create a Repeat Offender Tracking Unit to keep all arrests of ROs in one central location</p>	<p>> Ongoing</p> <p>> Completed; Revamped - tracking now by ACRC</p>
Department of Community Services (DCS)	<p>Prioritize arrests of ROs on probationary warrants</p> <p>Increase staffing to provide specific oversight and supervision of ROs</p> <p>Coordinate with FCSO to streamline the current warrant process for probation violators (2015 vs 2016 process)</p>	<p>> Ongoing</p> <p>> Budgetary Concerns - new ESP proposal</p> <p>> Progress made with communications between the two agencies; in process</p>
Fulton County Sheriff Office (FCSO)	<p>Coordinate warrant round ups with other AROC agencies to clear up the backlog</p> <p>FCSO to coordinate with DCS to streamline the current warrant process for probation violators</p>	<p>> Ongoing</p> <p>> Progress made with communications between the two agencies; in process</p>
Georgia Bureau of Investigation (GBI)	<p>Support to continue clearing up missing dispositions in GCIC</p> <p>Requires continuous support from responsible agencies to keep CHRI up to date</p>	<p>> Progress was made with assistance from APF</p> <p>> In Process to ensure all agencies are providing required correct information to CHRI</p>

2016 Action Items / Recommendations Status

Agency	2016 AROC Action Items/Recommendations	Status
Fulton County Superior Court (FCSC) (including the FCS Clerk's office)	<p>Make repeat offenders easily identifiable in the ODYSSEY database and tracked through the adjudication process quicker</p> <p>Ensure repeat offenders are sentenced to the full extent of the law</p> <p>Work with the DA's office to ensure the RO's criminal history is complete at the outset of court proceedings</p> <p>Ensure all repeat offender probation violators are assigned to the previous judge</p> <p>Establish COMPLEX vs NON COMPLEX case assignments are "offender" based</p>	<p>> Progress made with the designation of "RO Non-Complex" Working to designate ALL identified ROs</p> <p>> In process to ensure Judges have info on all ROs</p> <p>> Working to designate ALL identified ROs; new label/designation</p> <p>> In Process with the Judges including the new ESP proposal from DCS</p> <p>> Completed and progress shown; More RO cases were heard in COMPLEX court in 2018 vs 2016. 48% increase</p>
District Attorney's Office (DA Office)	<p>Create a RO option in the ODYSSEY database to assist in tracking throughout the adjudication process</p> <p>Work with the Clerk's office to ensure the RO's criminal history is complete at the outset of court proceedings</p> <p>Clarify at what point during the Complaint Room process is an offender established as RO and COMPLEX vs NON COMPLEX</p>	<p>> Created "RO Non-Complex" for cases of a lesser charge normally sent to Non-complex; now need one for ALL ROs</p> <p>> Working with APD & DA's office to ensure criminal histories are complete. The DA's Office identification of ROs by DA's office as "A" "B" or "C" with effectiveness seen in the improvement in COMPLEX court percentages</p> <p>> Confirmed id should be made before 'first appearance'.</p>



Current 2019 AROC Recommendations

- **Publish quarterly scorecard of Fulton County Superior Court judges' sentencing records for Repeat Offenders.**
Impact: Invite public and media scrutiny to judges' sentencing so the public can evaluate whether the judicial system is acting in best interest of public safety.
- **Each RO defendant's criminal history will be provided to the presiding judge at the sentencing hearing.**
Impact: Currently, cases often disposed without complete criminal history. Sentencing would be improved to comply with state statues that ROs be sentenced to full extent of the law. Our objective is to evaluate RO cases from the perspective of "the offender" rather than from the perspective of "the offense."
- **DA's office to provide to RO Working Group an updated monthly list of all RO felony arrestees.**
Impact: Currently, tracking ROs in the judicial system is spotty. DA identification of RO cases will ensure greater real-time knowledge of ROs who are "in the system."
- **Fulton County Superior Court will provide a monthly report of all Closed Cases of ROs in Fulton County.**
Impact: Reporting RO cases within the current year will provide a timely view of RO processing by FCSC judges – adding another level of accountability.
- **AROC Working Group will work to evaluate the judicial information flow and recommend technology enhancement needs.**
Impact: Currently, there are significant information gaps from RO processing from booking in the jail, Complaint Room, first court appearance. Lags in reporting from one stage of the criminal justice system to the next result in incomplete and inaccurate knowledge by agencies throughout the process from arrest, through arraignment, pre-trial activity and the trial itself.

Current 2019 AROC Recommendations

- **Establish a pilot program of enhanced electronic monitoring of the most severe repeat offenders. This will include:**

- Waiver of 4th amendment rights, so that probationers can be searched at any time by a police officer
- Imposition of a curfew (10 pm)
- Possibility of banishment – prohibition of the probationer from presence in a specified locale (usually the scene of past criminal activity)
- Intense electronic monitoring by APD, as opposed to a third-party company.

Impact: Mandating severe restricts and more electronic monitoring of the most egregious ROs will assist the Department of Corrections in managing, tracking ROs on probation. This will also assist APD in identifying location of felons who are on probation.

- **DA will designate all Repeat Offender cases in the Odyssey system, so all such cases are readily identifiable in Case Manager.**

Impact: RO Working Group will track and report recidivism, highlighting how often “less than confinement” sentences of ROs result in new violent or other crimes.

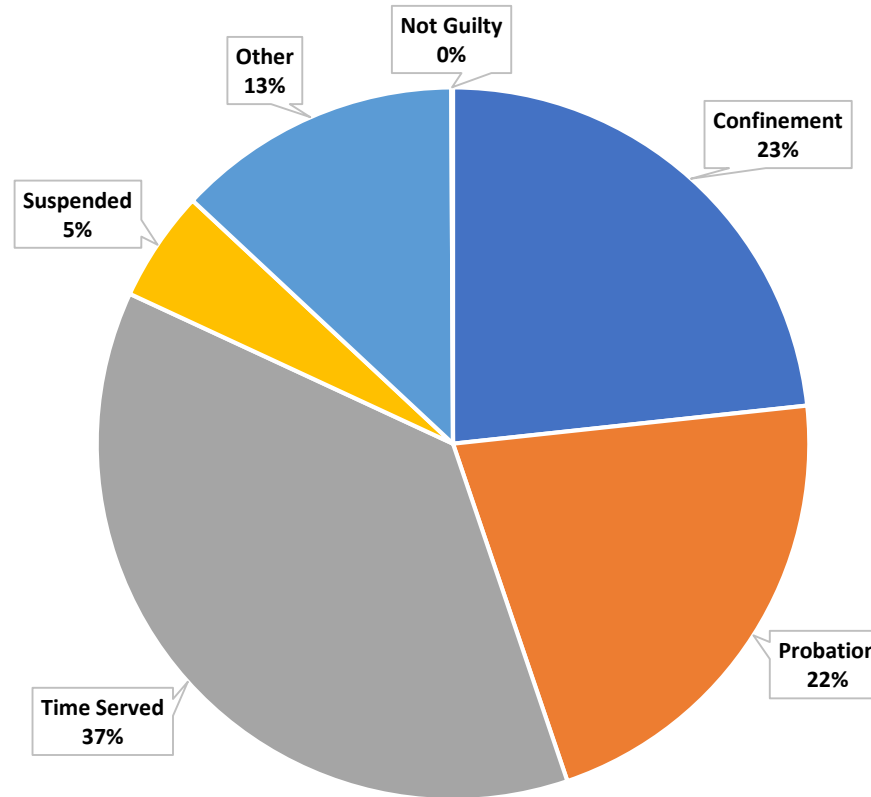
- **Ensure timely updates by APD and Fulton County law enforcement within the three different Odyssey case management systems.**

Impact; Odyssey currently has three different case management systems, requiring timely and simultaneous updates to each to ensure accurate RO identification.

- **Assist GBI in applying for federal grants from NCHIP to fund technology and training to capture timely and accurate RO criminal history information.**

Impact: Fulton County ranks last in Georgia with open dispositions from GBI on criminal histories which leads to mismanagement and inadequate sentencing. Capturing this information in a timely basis will provide judges with complete criminal histories of defendants.

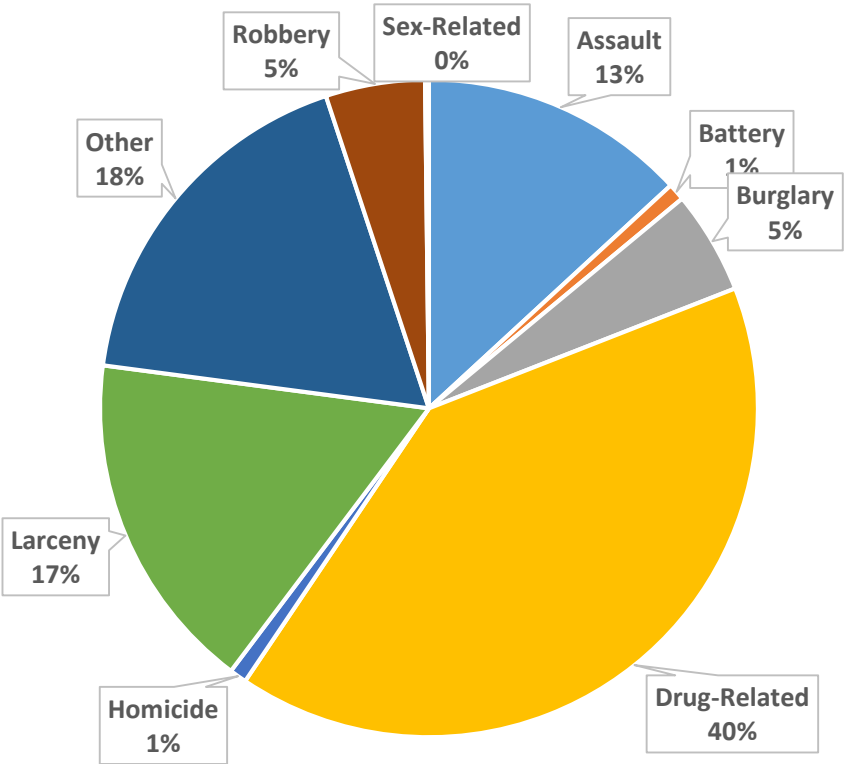
2017 & 2018 Combined Adjudicated Repeat Offender Cases



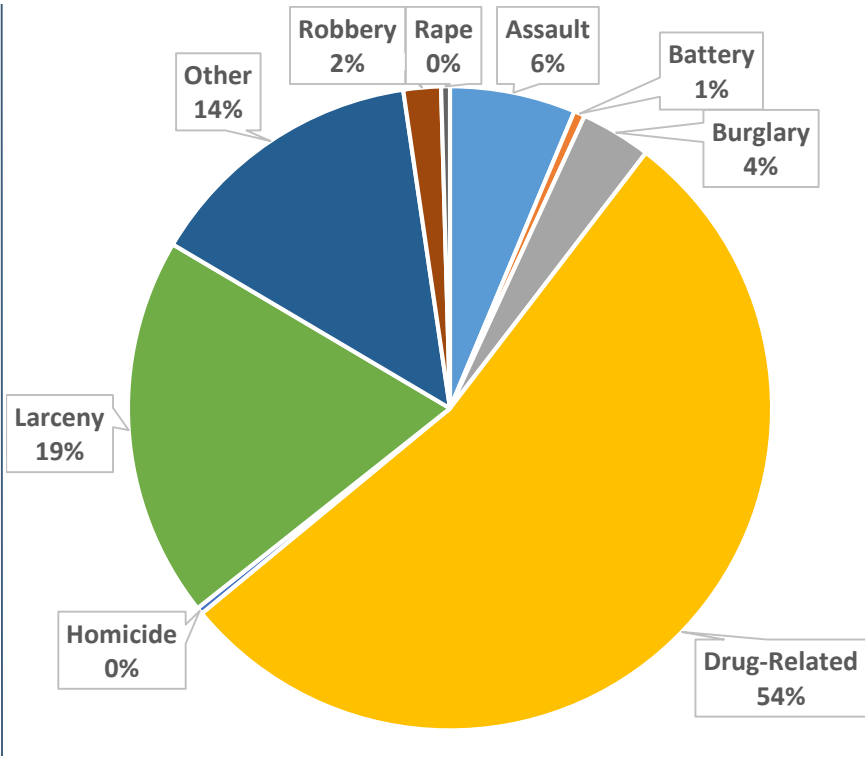
OTHER (Includes: Nolle-Pros, Dead Docket, and Dismissal cases)

REPEAT OFFENDER ARREST CHARGES BY YEAR

2017 Data



2018 Data



➤ **OTHER** (i.e., criminal damage; possession of a firearm by a felon; possession of a knife/firearm during the commission of a felony)

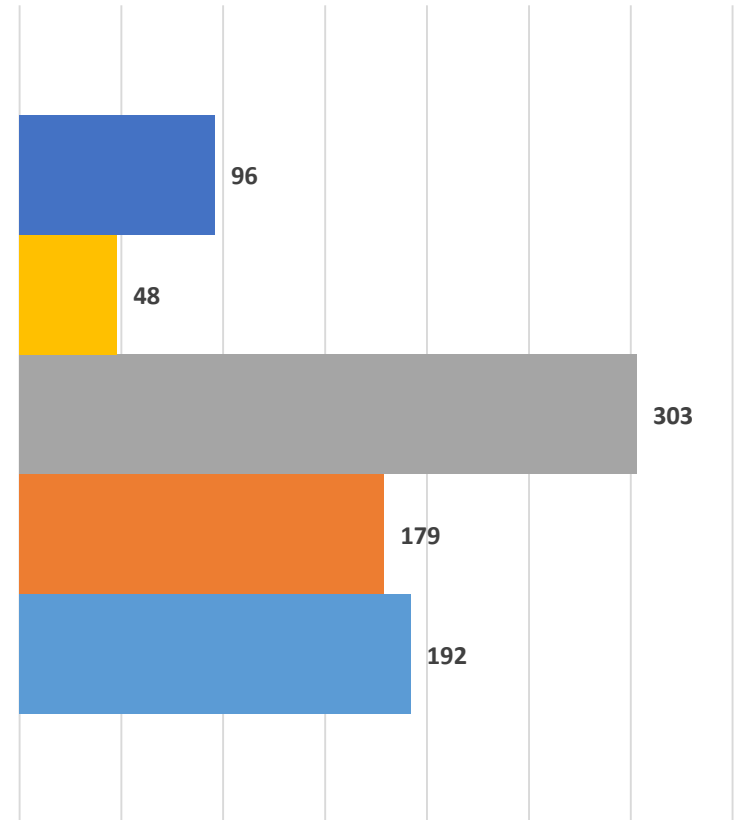
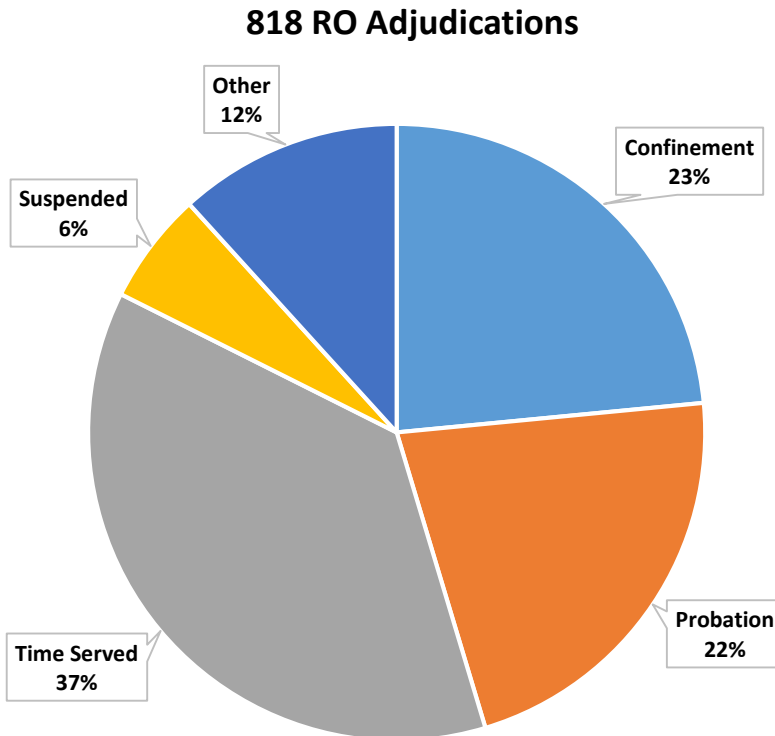
➤ **DRUG-RELATED** (i.e., felony possession; possession with intent to distribute; sale and/or trafficking)

* The observation window for 2017 included an additional year.

2017 REPEAT OFFENDER COURT DATA

1,065 RO Cases Identified
818 Cases Adjudicated

818 RO Adjudications

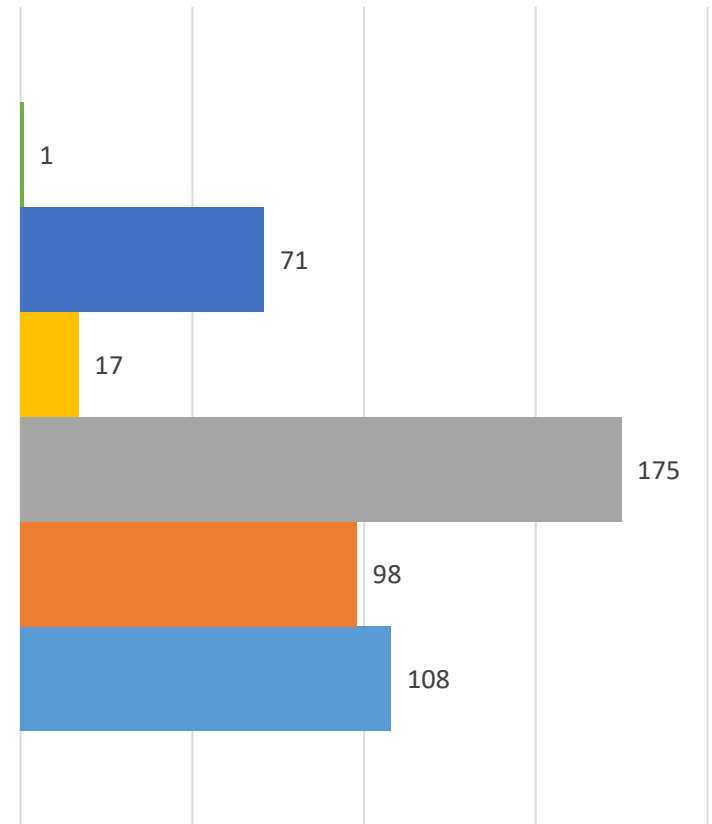
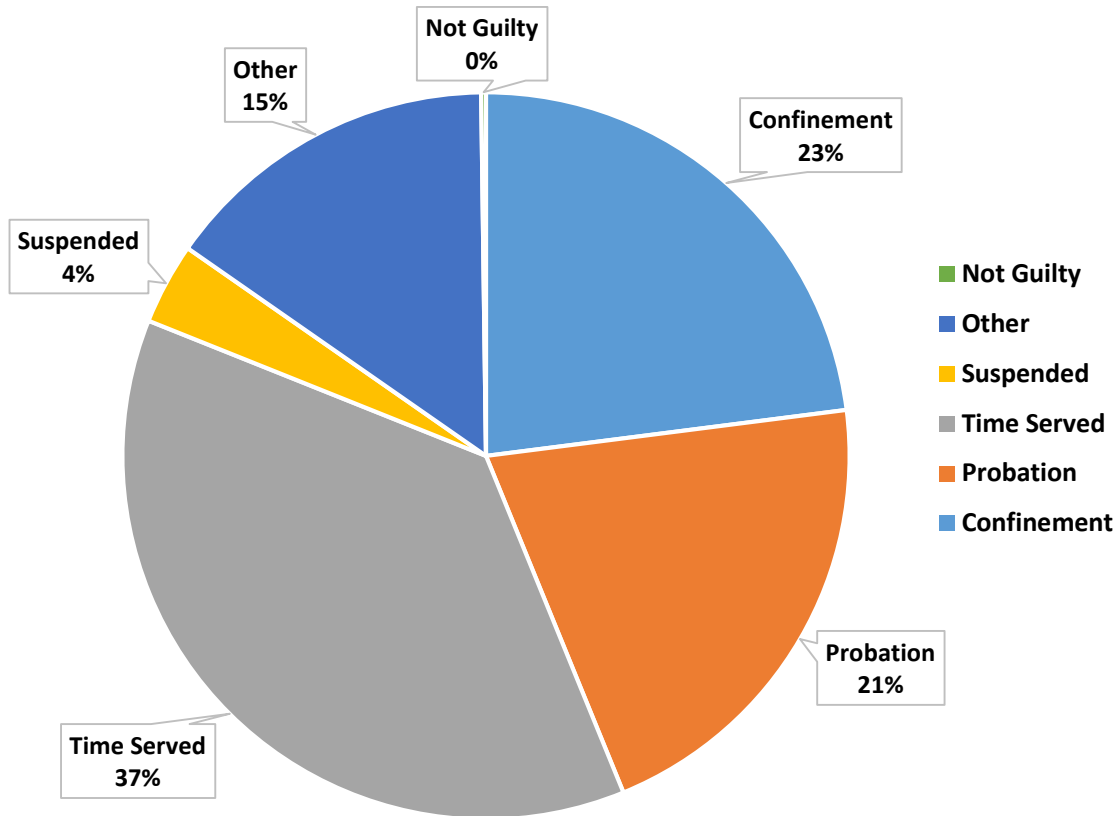


- Other includes: Nolle-Procs, Dead Docket, and Dismissal cases
- 23% of repeat offenders adjudicated were sentenced to confinement.
- Time Served was the sentencing given most with this data set

2018 REPEAT OFFENDER COURT DATA

903 RO Court Cases Identified
470 Cases Adjudicated

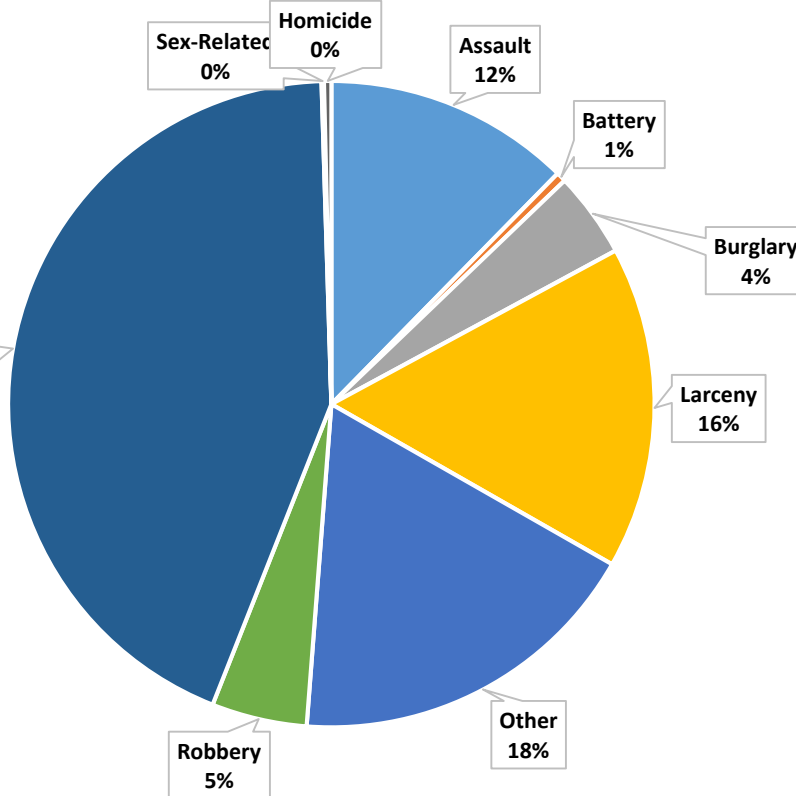
470 Adjudicated Cases



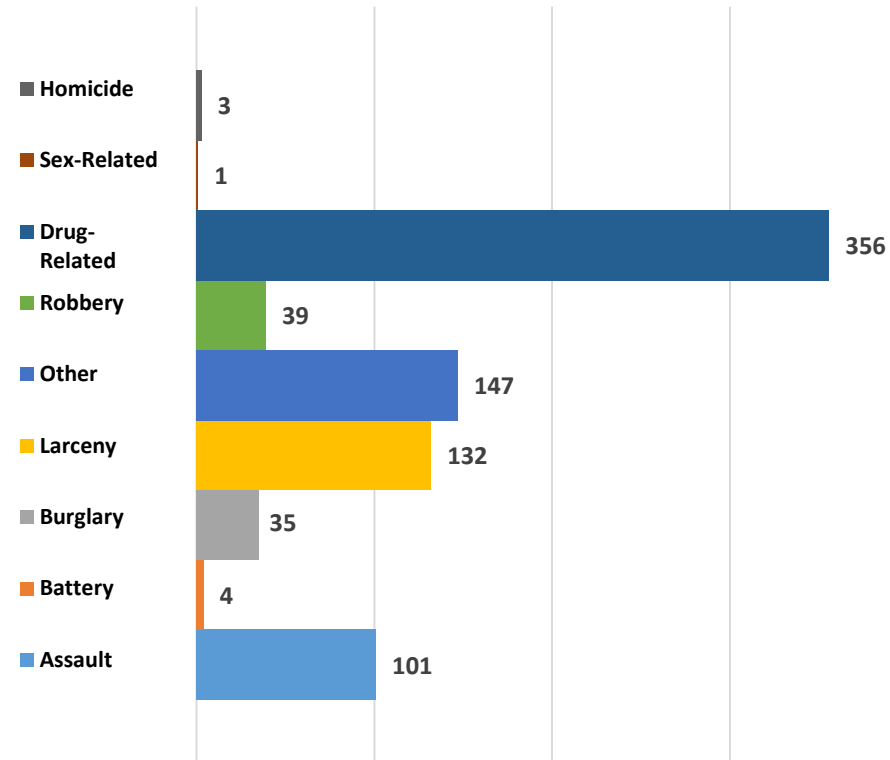
- Other includes: Nolle-Pros, Dead Docket, and Dismissal cases
- 23% of adjudicated repeat offender cases were sentenced to confinement.
- Time Served was the sentencing given most with this data set

2017 RO ADJUDICATED CASES BY CHARGE

818 RO Cases By Charge

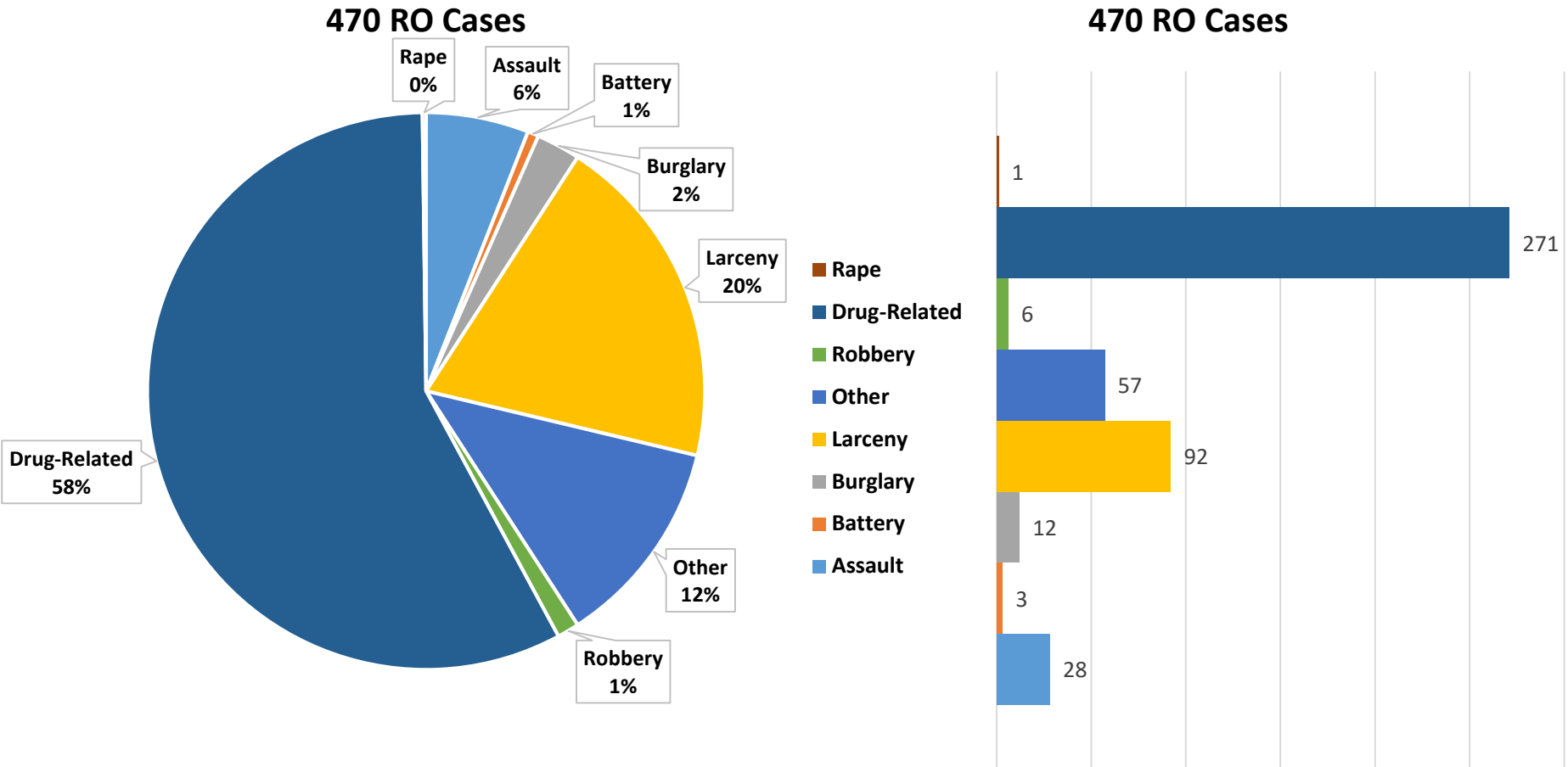


818 RO Case By Charge



- This graph compares 2017 Repeat Offender cases by incident type.
- Top adjudicated charge was **DRUG-RELATED** (i.e., felony possession; possession with intent to distribute; sale and/or trafficking), followed by **OTHER** (i.e., criminal damage; possession of a firearm by a felon; possession of a knife/firearm during the commission of a felony)
- **69% of adjudicated LARCENY** cases were auto-related (i.e., entering an auto; theft by receiving/taking)

2018 ADJUDICATED CASES BY CHARGE*

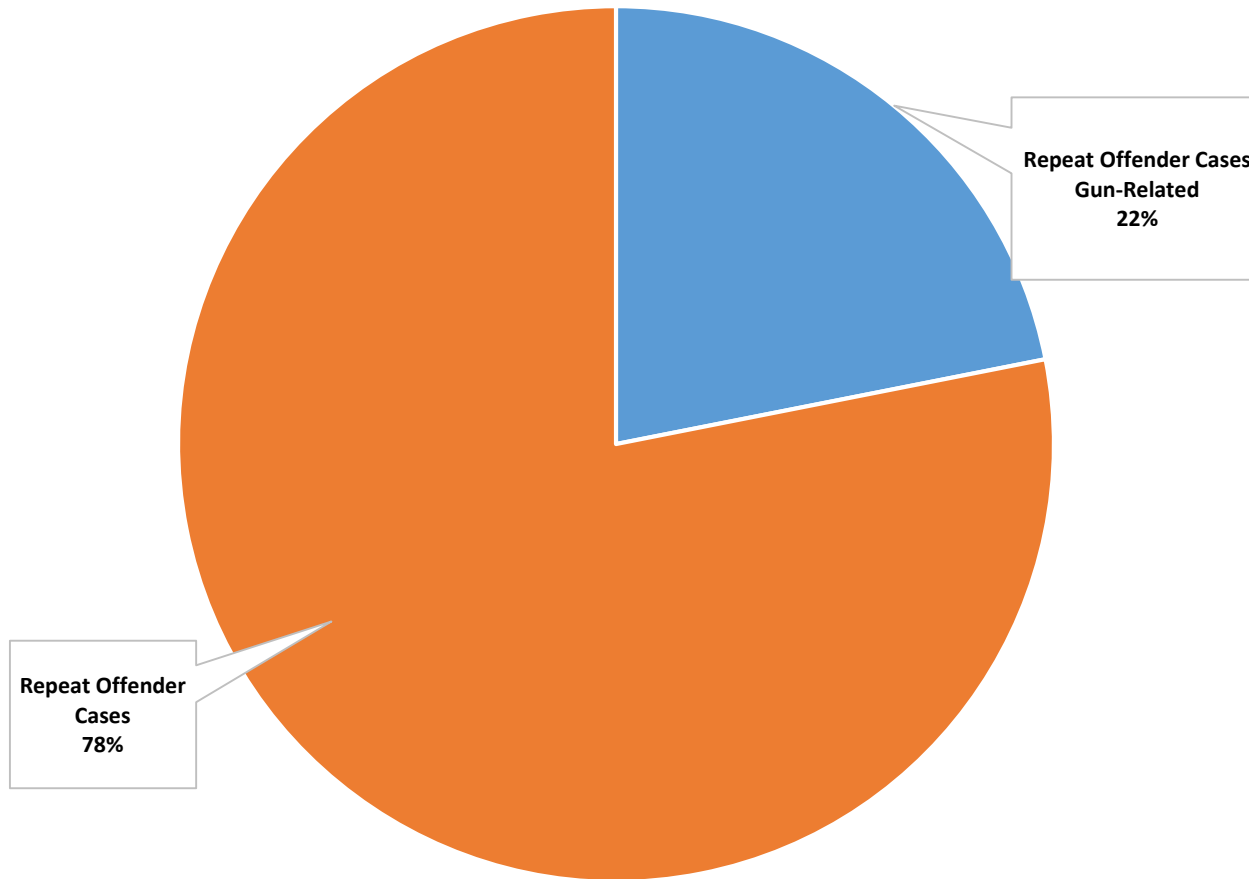


* Excludes Drug Court Cases

- This graph compares 2018 Repeat Offender Court cases by incident type (includes all adjudicated felony cases).
- Top adjudicated charge was **DRUG-RELATED** (i.e., felony possession; possession with intent to distribute; sale and/or trafficking); followed by **LARCENY**.

- **OTHER** (i.e., criminal damage; possession of a firearm by a felon; possession of a knife/firearm in the commission of a felony)

2017 & 2018 Combined Adjudicated Repeat Offender Cases – Gun-Related



REPEAT OFFENDER DETAILED REPORT

RO Cases by Sentencing &
Sentence Length

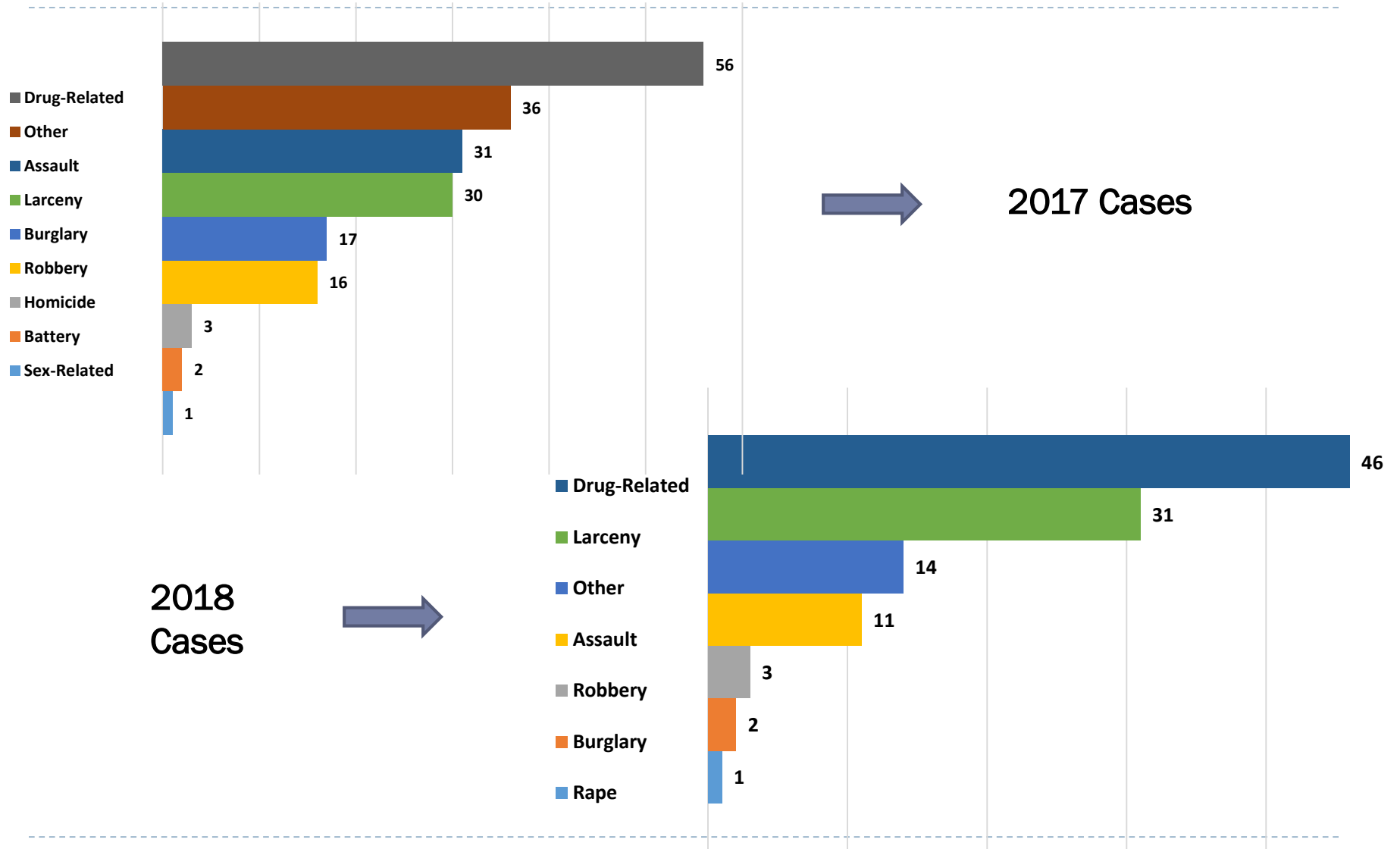
RO Adjudicated Cases by Zone

Multiple Case Repeat Offenders

Complex v. Non-Complex

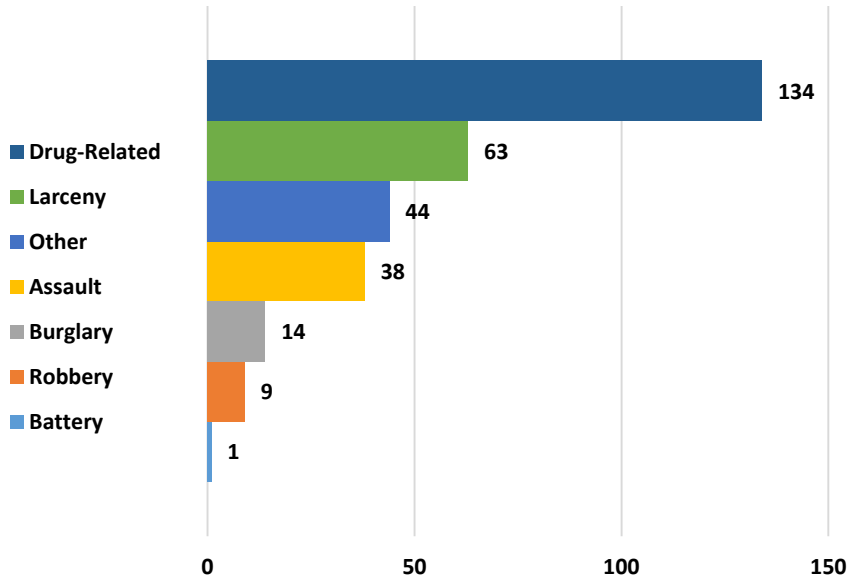
CONFINEMENT SENTENCING

Number of Cases
Sentenced to
Confinement



TIME SERVED SENTENCING

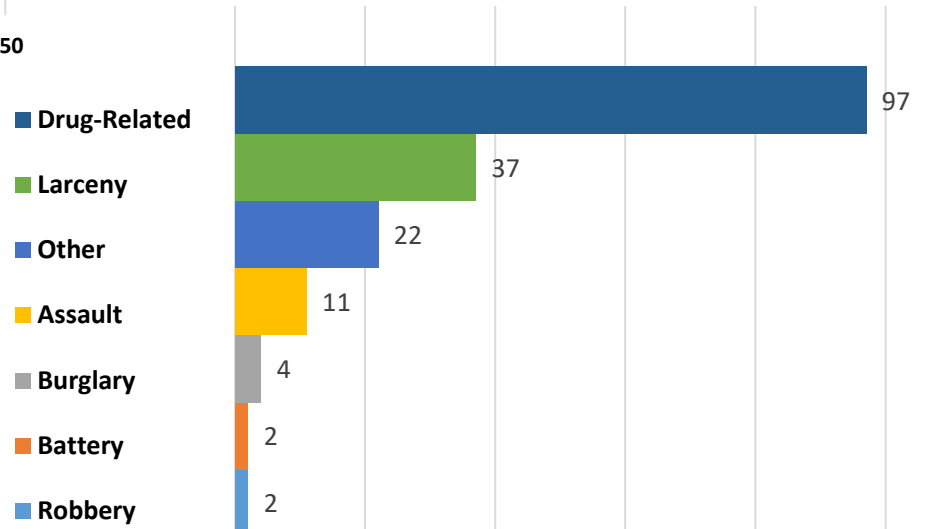
Number of Cases
Sentenced to
Time Served



2018
Cases

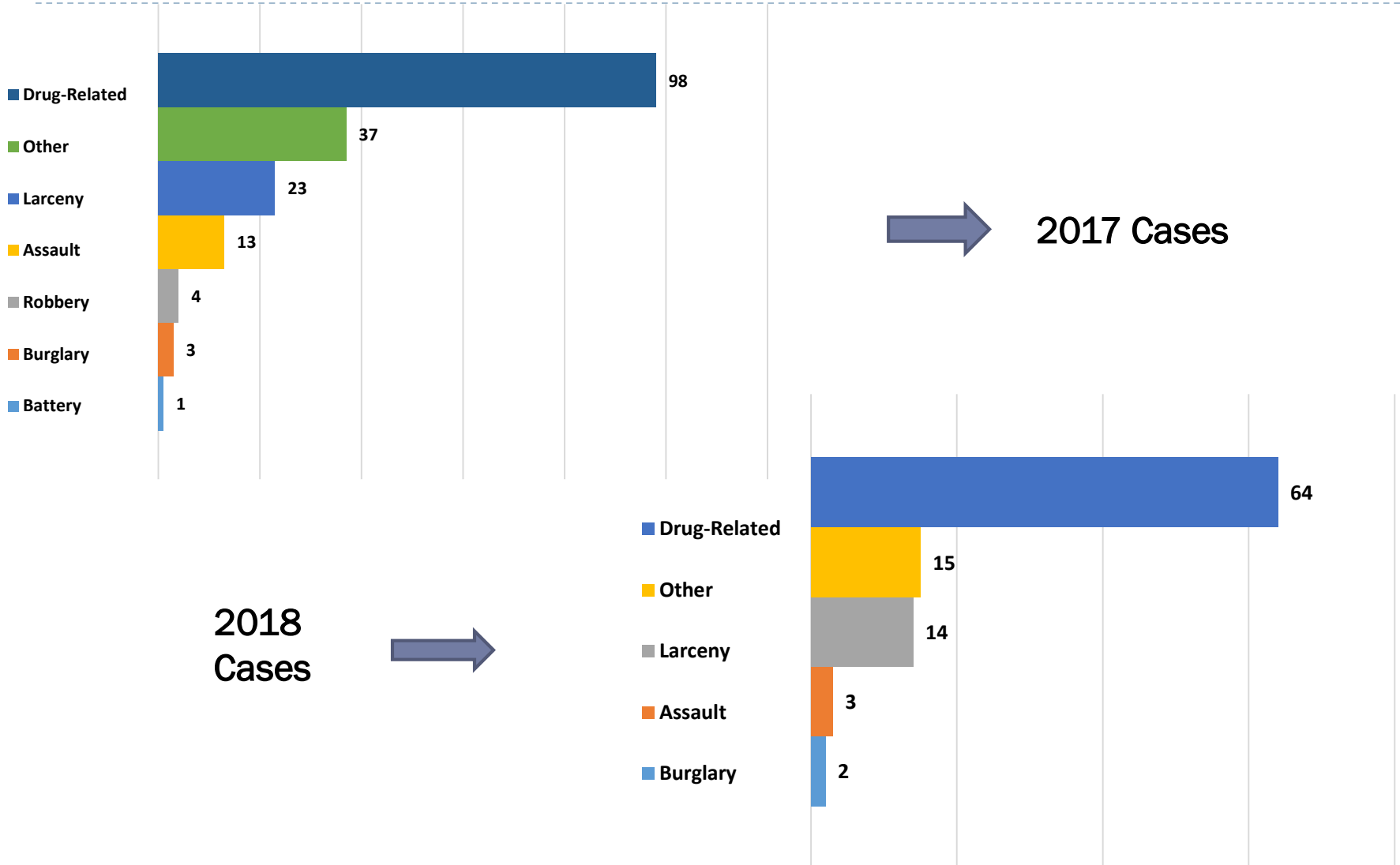


2017
Cases



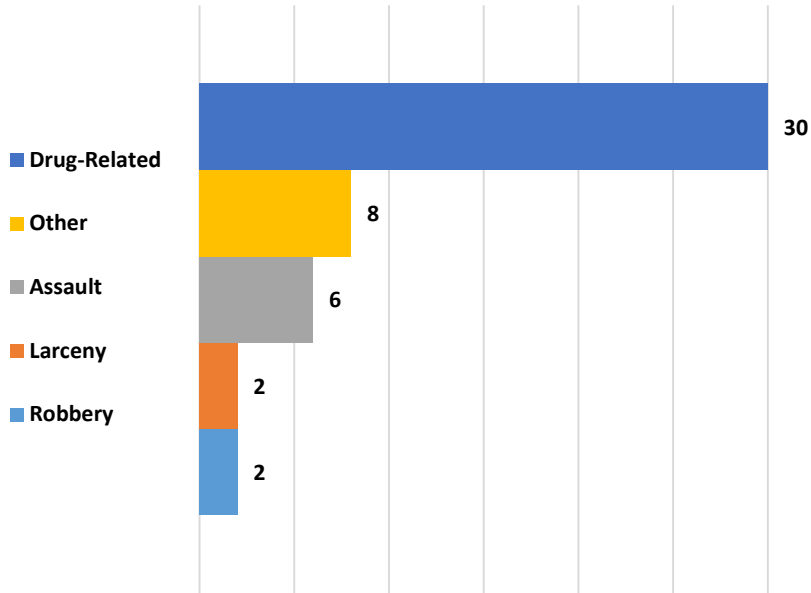
PROBATION SENTENCING

Number of Cases
Sentenced to Probation



SUSPENDED SENTENCING

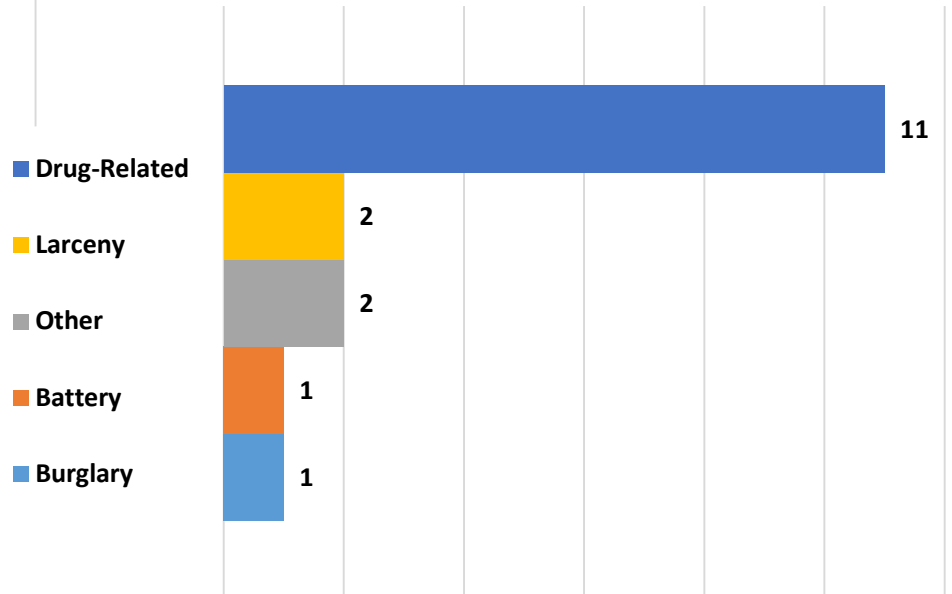
Number of Cases given a Suspended Sentence



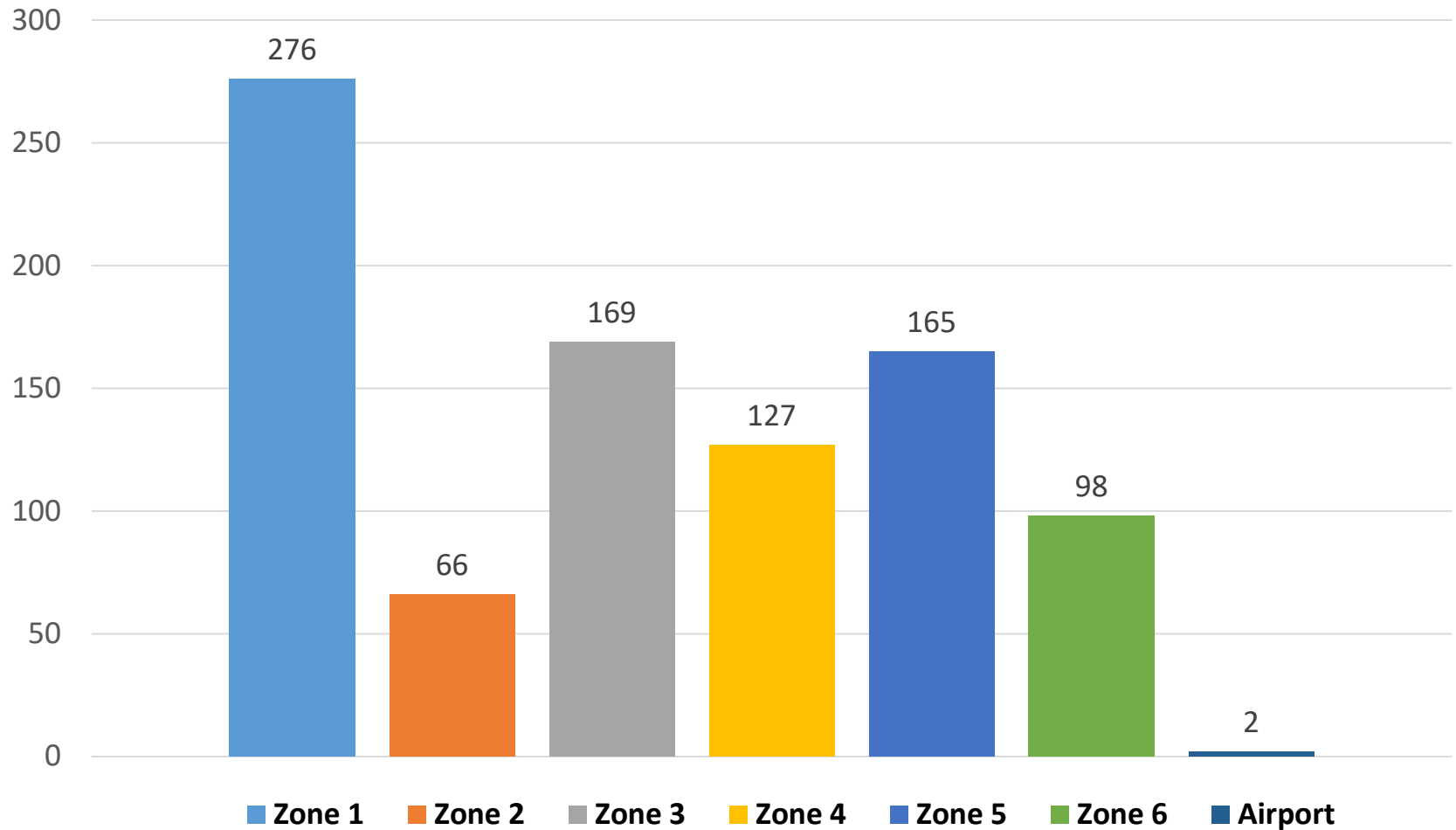
2018 Cases



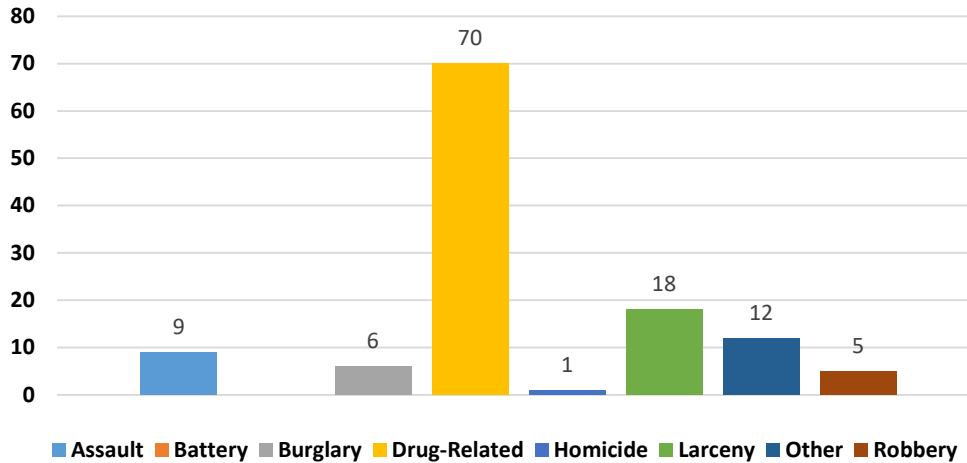
2017 Cases



NUMBER OF 2018 ADJUDICATED RO CASES BY ZONE



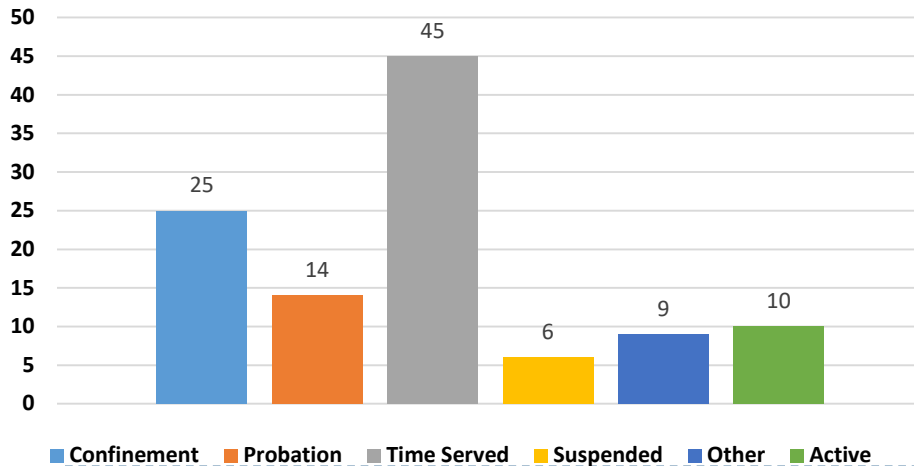
2017 MULTIPLE CASE REPEAT OFFENDERS



Number of Court Cases

- There were 67 multiple case repeat offenders* in 2017.
- These repeat offenders had a total 143 APD cases and 121 court cases.

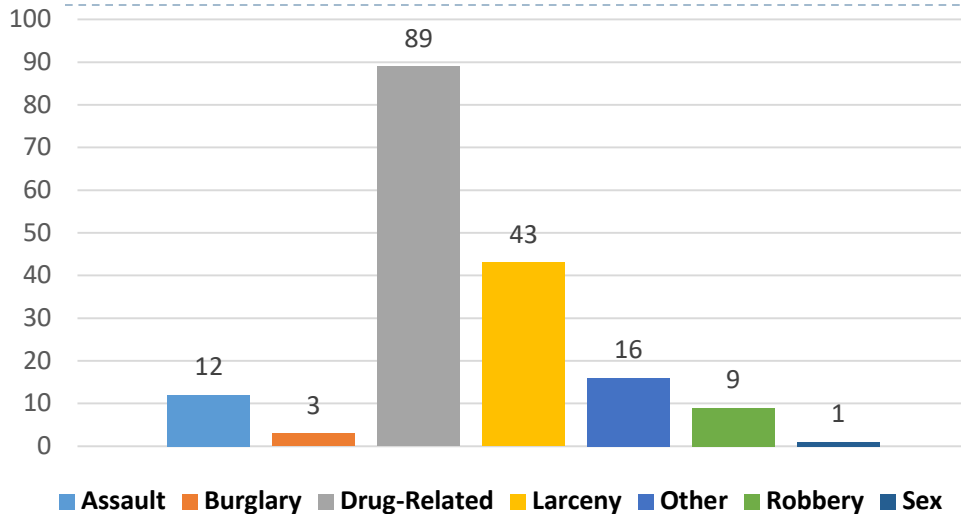
RRO Adjudications



Breakdown by Outcome

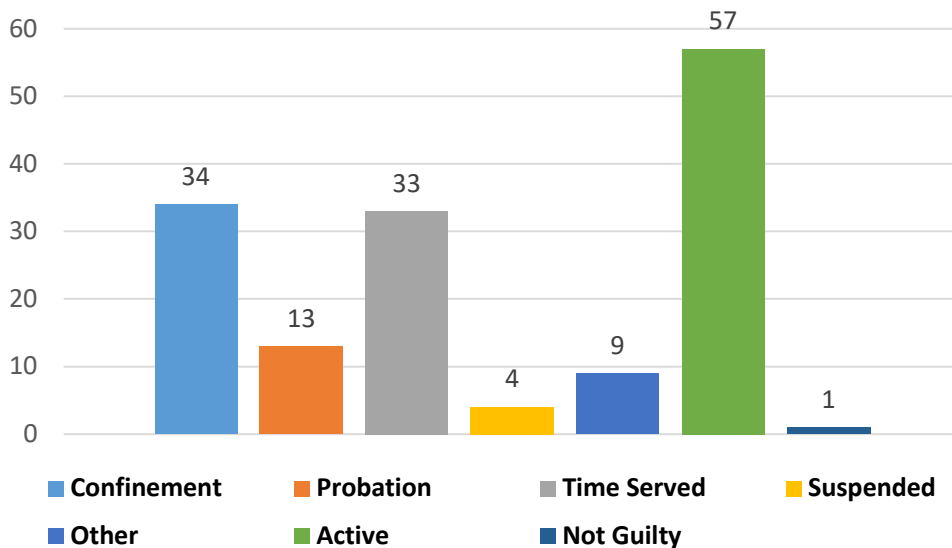
* Multiple Case Repeat Offenders are defined as individuals who have multiple APD arrest cases in 2017.

2018 MULTIPLE CASE REPEAT OFFENDERS



➔ **Number of Court Cases**

- There were **86** unique multiple case repeat offenders* in 2018.
- These repeat offenders had a total 192 APD arrest cases and 173 court cases.

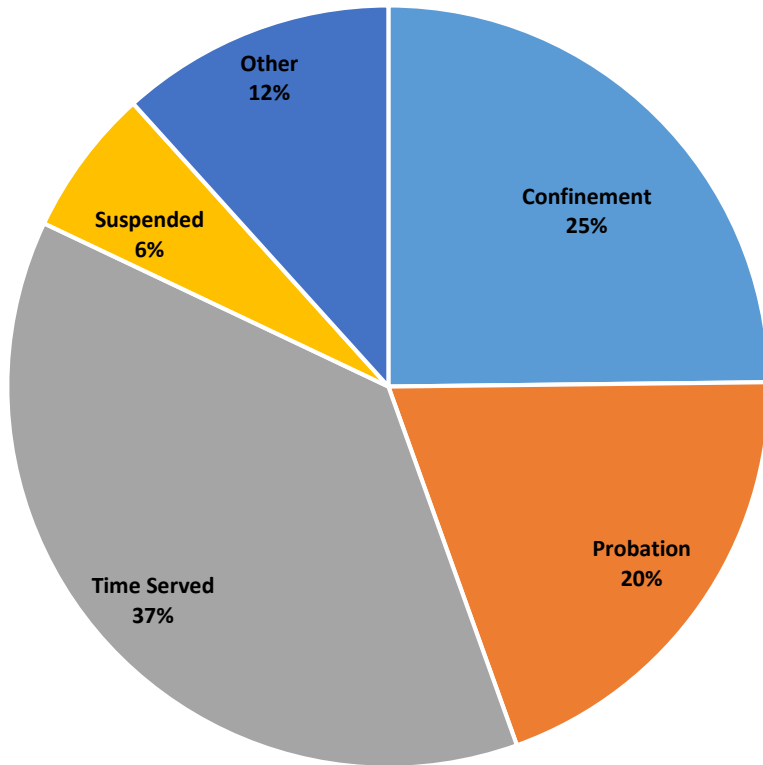


➔ **Breakdown by Outcome**

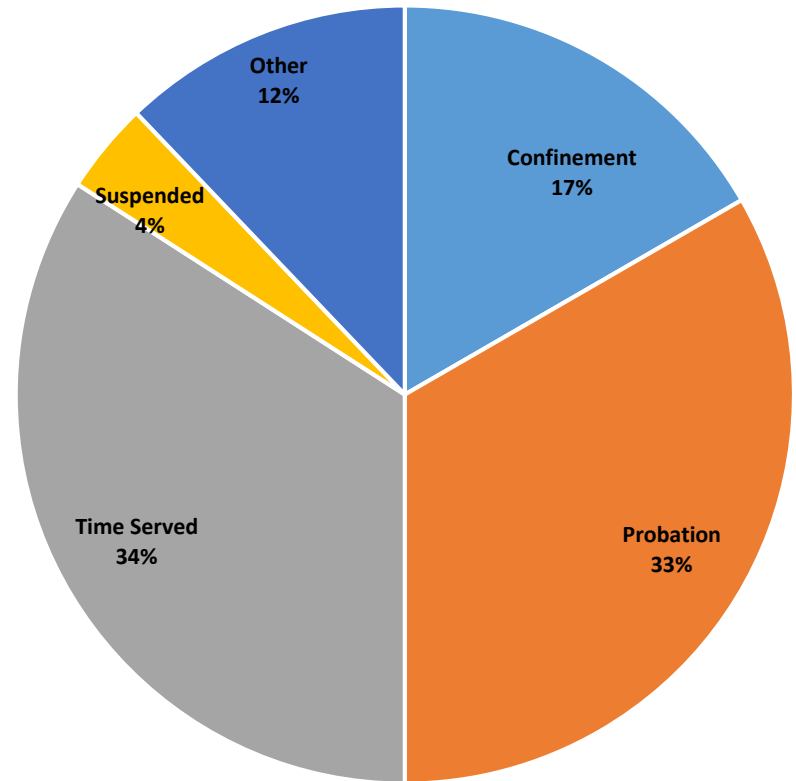
* Multiple Case Repeat Offenders are individuals who have multiple APD arrest cases in 2018.

2017 ADJUDICATED CASES BY COURT

COMPLEX VS NON-COMPLEX



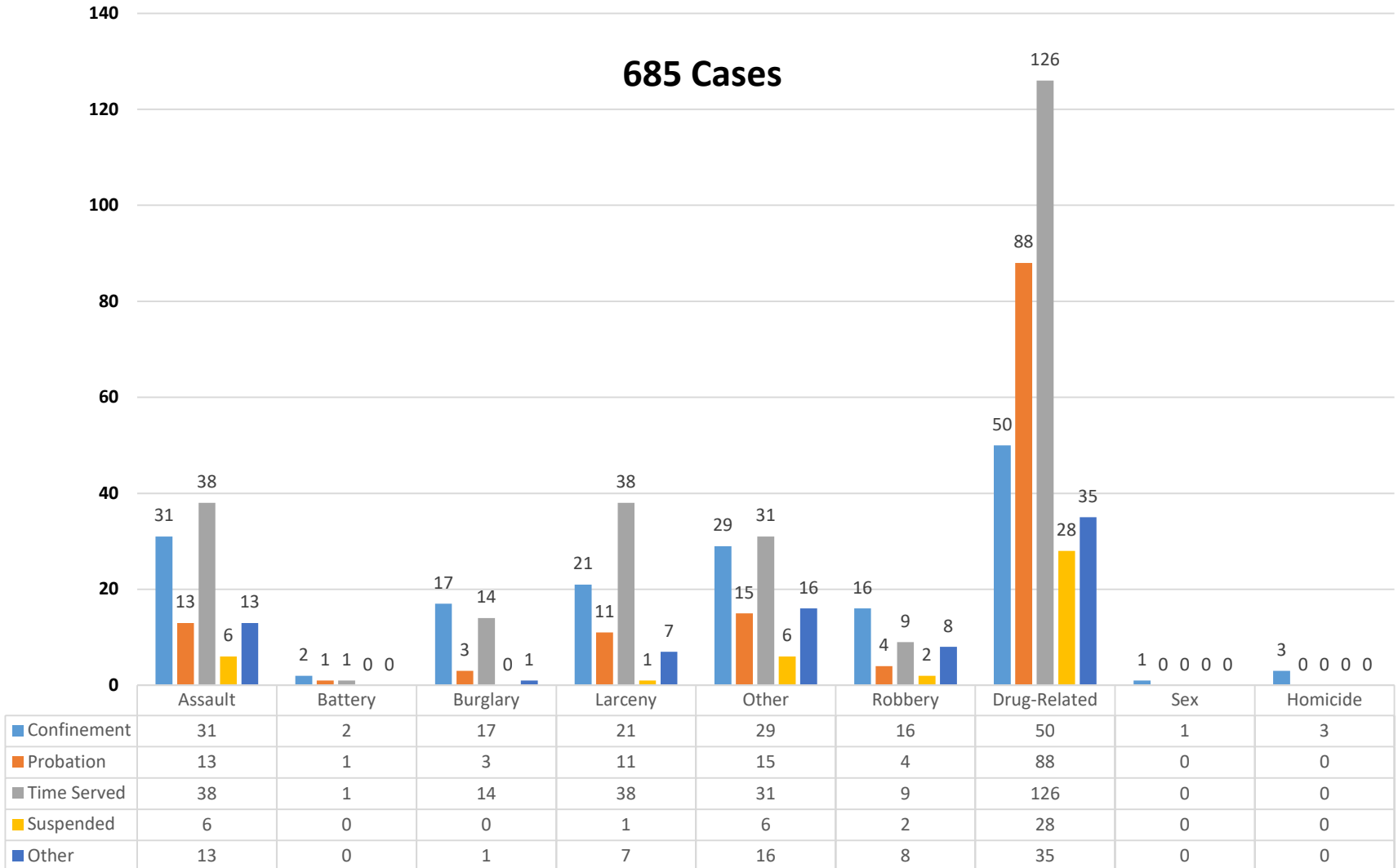
685 Cases



133 Cases

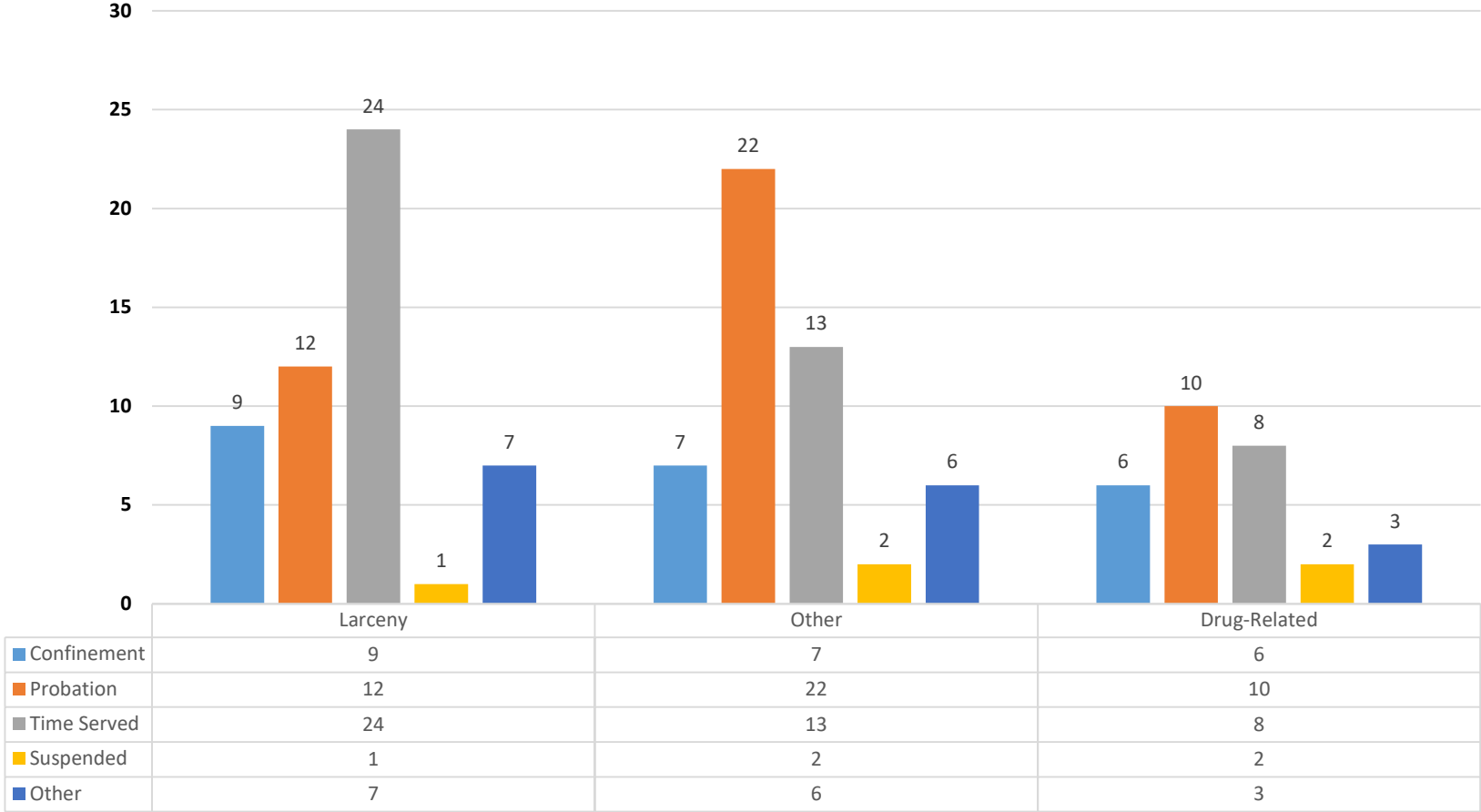
2017 COMPLEX ADJUDICATED CASES BY CHARGE

685 Cases



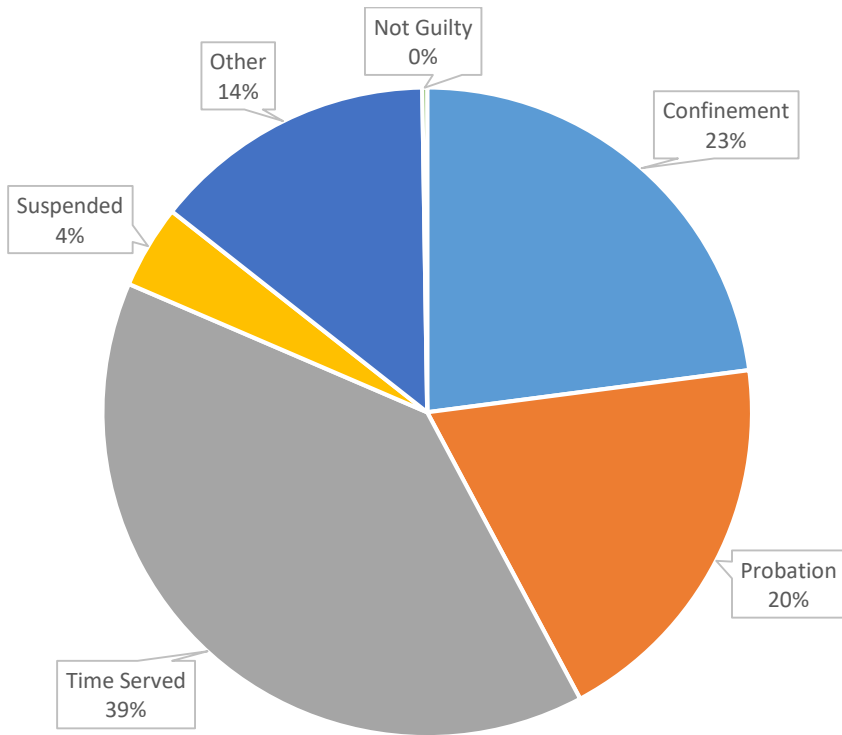
2017 NON-COMPLEX ADJUDICATED CASES BY CHARGE

133 RO Cases

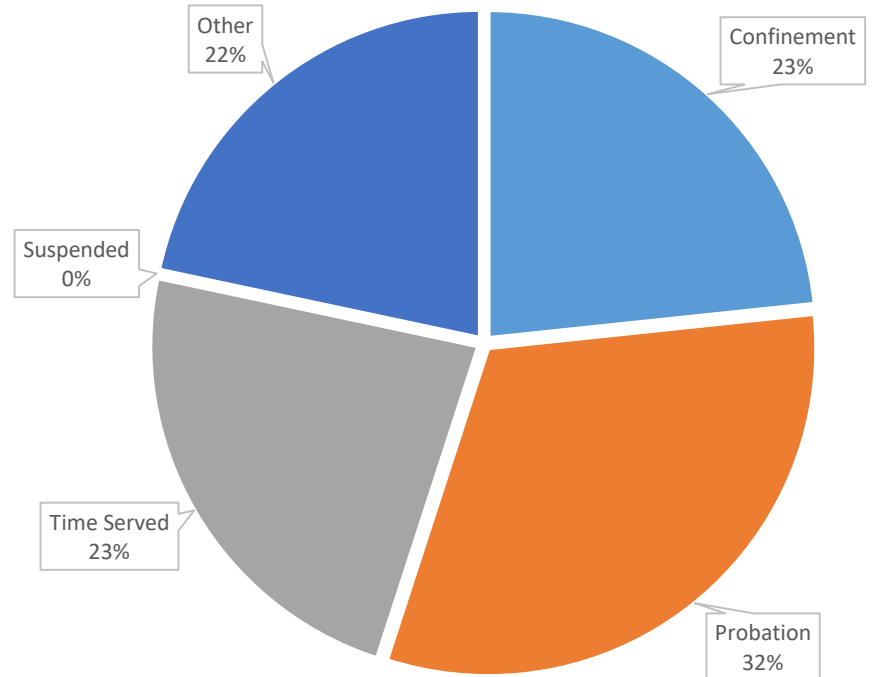


2018 ADJUDICATED CASES BY COURT

COMPLEX VS NON-COMPLEX



410 Cases

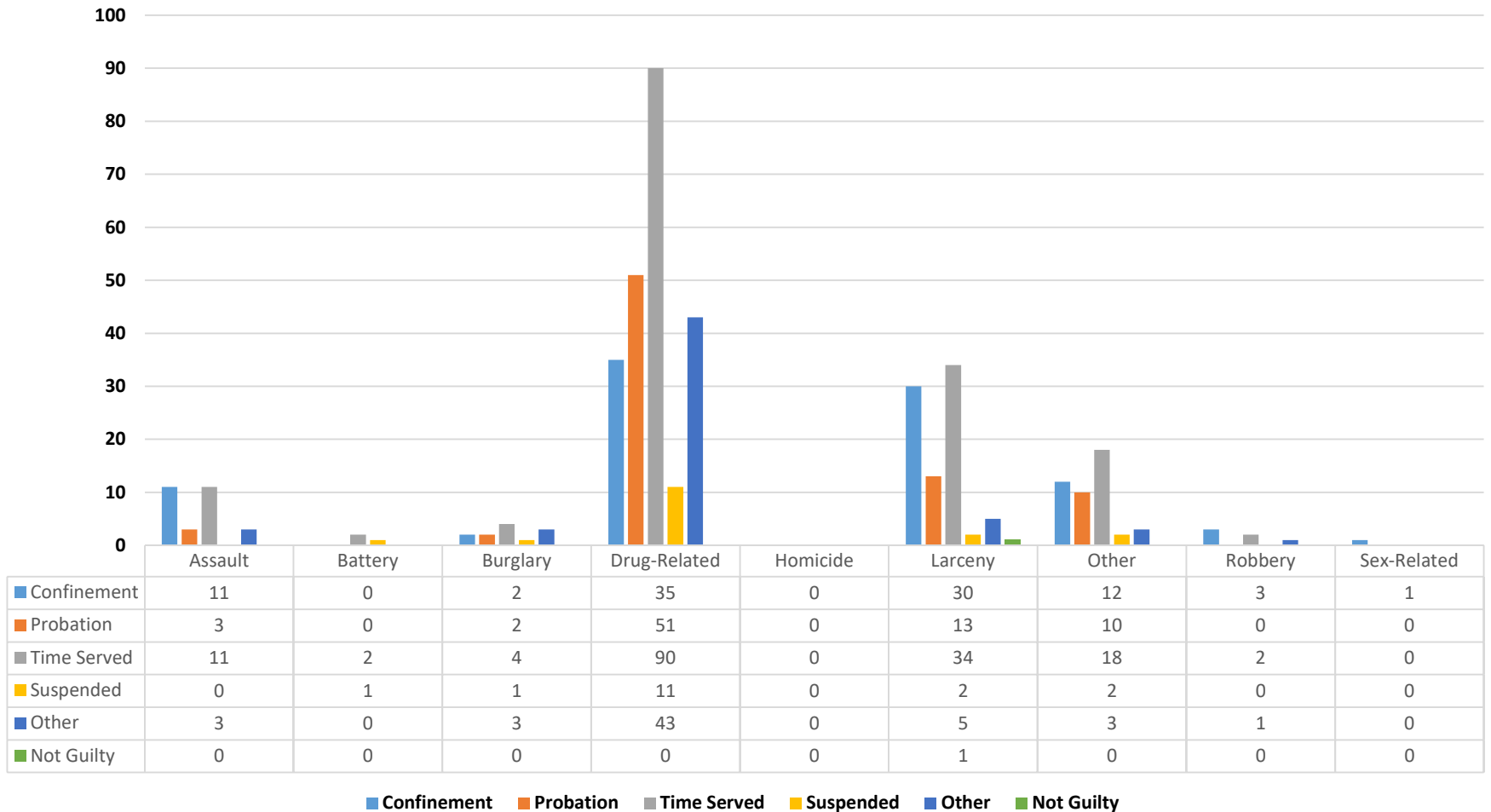


60 Cases

- These graphs compare the case status of Complex and Non-Complex Courts.
- There has been an improvement in RO cases being assigned to Complex Court as was previously requested by the Commission.

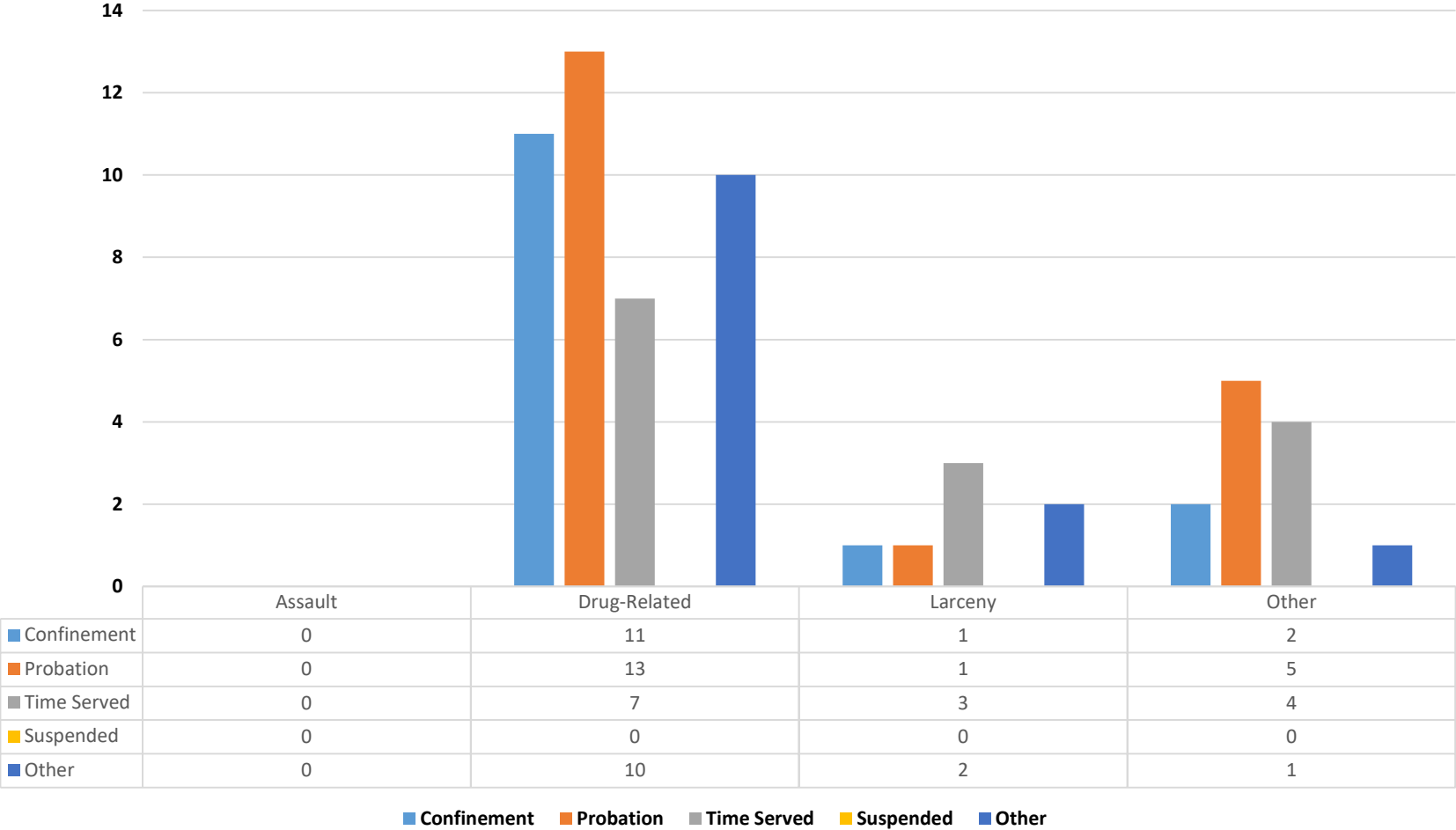
2018 COMPLEX COURT CASES BY CHARGE

410 Cases



2018 NON-COMPLEX COURT CASES BY CHARGE

60 Cases



REVIEW OF THE REPEAT OFFENDER JUDGES

List of Repeat Offender Judges
2017 & 2018 Judges' Summary - At -a - Glance
Detailed Reports by Judge

JUDGES of Repeat Offender Cases

Judges Presiding Over RO Cases in 2017 and 2018.

Judge Kimberly M. E. Adamst†

Judge Jane Barwick

Judge Tom Campbell†

Judge Thomas A. Cox, Jr.†

Judge Alford J. Dempsey, Jr.†

Judge Doris L. Downst†

Judge Eric Dunaway†

Judge Kelly Lee Ellerbet†

Judge Kevin Farmer

Judge Ural Glanville

Judge John J. Gogert†

Judge Rachel Krause

Judge Shawn Ellen LaGruat†

Judge Todd Markle†

Judge Robert C. I. McBurney†

Judge Shukura I. Millender

Judge Henry M. Newkirk†

Judge Emily Richardson

Judge Rebecca Rieder

Judge Constance C. Russell†

Judge Craig Schwall†

Judge Gail Tusan†

Judge Paige R. Whitaker

Rotating Magistrate Judges

Judge Lillian N. Caudle

Judge Jeffrey W. Frazier

Judge Richard Hicks

Judge Melynee Leftridge

Judge Karen Woodson

Judge, Non-Complex

Specialty Court Judges†

†Judges who use diversion/transition programs.

2017 SUMMARY: JUDGES RO ADJUDICATION

Judges	Total 2017 RO Cases	Total RO Adjudicated	Active / Assigned	Adjudication of Repeat Offenders					% of Confinement
				Confinement	Probation	Released-Time Served	Suspended	Other	
Ural Glanville	1	1	0	1	0	0	0	0	100%
Robert C.I. McBurney	24	23	1	11	4	7	0	1	48%
Kimberly M. E. Adams	49	44	5	19	6	16	1	2	43%
Shawn Ellen LaGrua	62	55	7	21	12	15	0	7	38%
Shukura Millender	16	8	8	3	3	1	0	1	38%
Henry M. Newkirk	57	49	8	18	6	17	3	5	37%
Thomas A. Cox, Jr.	43	36	7	12	5	14	2	3	33%
Jeffrey W. Frazier*	3	3	0	1	0	1	0	1	33%
Eric Dunaway	47	41	6	13	5	15	3	5	32%
Gail Tusan	21	21	0	6	4	10	0	1	29%
Todd Markle	40	39	1	11	11	11	2	4	28%
Jane Barwick	20	12	8	3	1	4	0	4	25%
Rotating Magistrates/Non-Complex Judges*	39	31	8	7	8	11	3	2	23%
Constance C. Russell	46	42	4	9	2	19	8	4	21%
Alford J. Dempsey, Jr.	29	25	4	5	2	13	5	0	20%
Richard Hicks*	32	31	1	6	14	4	1	6	19%
Kevin Farmer	18	6	12	1	1	2	0	2	17%
Tom Campbell	46	45	1	7	10	18	4	6	16%
Doris Downs	61	60	1	9	18	20	7	6	15%
John J. Goger	47	47	0	7	8	22	1	9	15%
Melynee Leftridge*	7	7	0	1	4	1	0	1	14%
Paige R. Whitaker	42	38	4	5	12	14	3	4	13%
Kelly Lee Ellerbe	56	54	2	7	15	17	3	12	13%
Karen Woodson*	49	46	3	5	14	25	0	2	11%
Craig L. Schwall	48	42	6	4	12	18	2	6	10%
Lillian N. Caudle *	1	1	0	0	0	0	0	1	0%
Rachel Krause	10	1	9	0	1	0	0	0	0%
Emily Richardson	7	0	7	0	0	0	0	0	0%
Rebecca Rieder	3	1	2	0	0	0	0	1	0%
Specialty Court Judges	10	9	1	0	1	8	0	0	0%
Overall Total	934	818	116	192	179	303	48	96	23%

This table presents a 'snap shot' view of the total repeat offender adjudicated cases and dispositions given by the judges in 2017 listed in highest percentage total of "confinement" sentencing.

*Magistrate Judge

2018 SUMMARY: JUDGES RO ADJUDICATION

Judges	Total 2018 RO Cases	Total RO Adjudicated	Active / Assigned	Adjudication of Repeat Offenders					% of Confinement
				Confinement	Probation	Released-Time Served	Suspended	Other	
Kimberly M. E. Adams	52	37	15	17	3	5	4	8*	46%
Thomas A. Cox, Jr.	53	24	29	10	4	9	0	1	42%
Henry M. Newkirk	57	37	20	15	3	14	0	5	41%
Gail Tusan	48	26	22	10	9	6	0	1	38%
Eric Dunaway	50	28	22	9	2	13	0	4	32%
Shawn Ellen LaGrua	39	17	22	5	7	4	0	1	29%
Craig L. Schwall	50	24	26	7	6	9	1	1	29%
Rebecca Rieder	40	12	28	3	3	4	0	2	25%
Rotating/Specialized Judges**	77	47	30	8	15	11	0	13	17%
Constance C. Russell	49	37	12	6	0	17	7	7	16%
Doris Downs	20	19	1	3	3	10	1	2	16%
Kevin Farmer	35	13	22	2	4	2	1	4	15%
Todd Markle	14	14	0	2	5	2	1	4	14%
Emily Richardson	23	7	16	1	2	3	0	1	14%
Jane Barwick	42	15	27	2	7	5	0	1	13%
Shukura Millender	33	16	17	2	4	7	1	2	13%
Tom Campbell	26	26	0	3	5	17	0	1	12%
Kelly Lee Ellerbe	52	43	9	3	7	21	0	12	7%
Alford J. Dempsey, Jr.	5	5	0	0	2	2	1	0	0%
Drug Court Judges	12	12	0	0	2	10	0	0	0%
John J. Goger	15	15	0	0	4	10	0	1	0%
Richard Hicks**	1	1	0	0	1	0	0	0	0%
Rachel Krause	38	5	33	0	1	3	0	1	0%
Melynee Leftridge**	1	1	0	0	1	0	0	0	0%
Paige R. Whitaker	1	1	0	0	0	1	0	0	0%
Overall Total	833	482	351***	108	100	185	17	72	17%

*1 Jury Verdict - Not Guilty - included in OTHER

** Magistrate Judge

***Excludes (26) CP Active cases

This table presents a 'snap shot' view of the total repeat offender adjudicated cases and dispositions given by the judges in 2018 including a percentage total of "confinement" sentencing.

COMBINED SUMMARY: JUDGES RO ADJUDICATION

2017 & 2018 Combined Judges' RO Scorecard

Judge	Total No. of RO Cases	Total RO Adjudicated	Active / Assigned	RO Adjudication Outcomes					% of Confinement
				Released - Confinement	Released - Probation	Released - Time Served	Released - Suspended	Released - Other	
Robert C. I. McBurney	24	23	1	11	4	7	0	1	48%
Kimberly M. E. Adams	101	81	20	36	9	21	5	10*	44%
Henry M. Newkirk	114	86	28	33	9	31	3	10	38%
Thomas A. Cox, Jr.	96	60	36	22	9	23	2	4	37%
Shawn Ellen LaGrua	101	72	29	26	19	19	0	8	36%
Gail Tusan	69	47	22	16	13	16	0	2	34%
Eric Dunaway	97	69	28	22	7	28	3	9	32%
Todd Markle	54	53	1	13	16	13	3	8	25%
Rebecca Rieder	43	13	30	3	3	4	0	3	23%
Shukura Millender	49	24	25	5	7	8	1	3	21%
Constance C. Russell	95	79	16	15	2	36	15	11	19%
Richard Hicks**	33	32	1	6	15	4	1	6	19%
Jane Barwick	62	27	35	5	8	9	0	5	19%
Rotating Magistrates / Specialized Judges**	126	87	39	15	24	30	3	15	17%
Alford J. Dempsey, Jr.	34	30	4	5	4	15	6	0	17%
Craig L. Schwall	98	66	32	11	18	27	3	7	17%
Kevin Farmer	53	19	34	3	5	4	1	6	16%
Doris Downs	81	79	2	12	21	30	8	8	15%
Tom Campbell	72	71	1	10	15	35	4	7	14%
Paige R. Whitaker	43	39	4	5	12	15	3	4	13%
John J. Goger	62	62	0	7	12	32	1	10	11%
Karen Woodson**	49	46	3	5	14	25	0	2	11%
Kelly Lee Ellerbe	108	97	11	10	22	38	3	24	10%
Melynee Leftridge**	8	8	0	1	5	1	0	1	13%
Emily Richardson	30	7	23	1	2	3	0	1	14%
Rachel Krause	48	6	42	0	2	3	0	1	0%
Jeffrey W. Frazier**	3	3	0	1	0	1	0	1	33%
Lillian N. Caudle**	1	1	0	0	0	0	0	1	0%
Ural Glanville	1	1	0	1	0	0	0	0	100%
Drug Court Judges	12	12	0	0	2	10	0	0	NA
Overall Total	1755	1288	467	300	277	478	65	168	23%

*Jury Verdict - Not Guilty - Included in OTHER

**Magistrate Judge

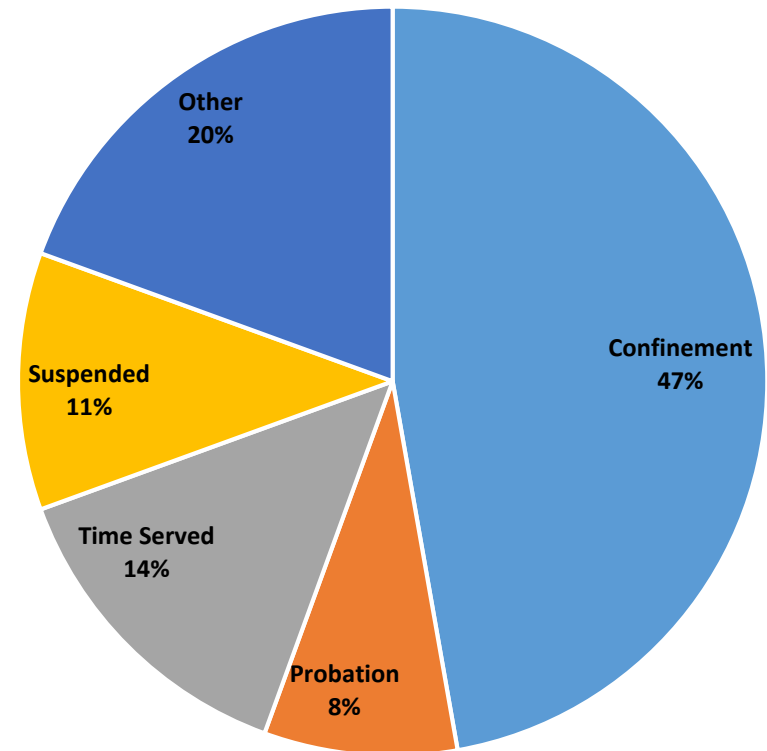
This table presents a 'snap shot' view of the total repeat offender adjudicated cases and dispositions given by the judges in 2017 AND 2018 including a percentage total of "confinement" sentencing.

JUDGE KIMBERLY M. ESMOND ADAMS

52 RO Cases Total

- ▶ 17 Sentenced to Confinement
- ▶ 3 Sentenced to Probation
- ▶ 5 Released with Time Served
- ▶ 4 Suspended
- ▶ 7 Other
 - ▶ Includes: Nolle Pros, Dead Docket, Judicial Hold and Dismissed cases
- ▶ 1 Not Guilty (excluded from Chart)
- ▶ 15 Active (excluded from Chart)

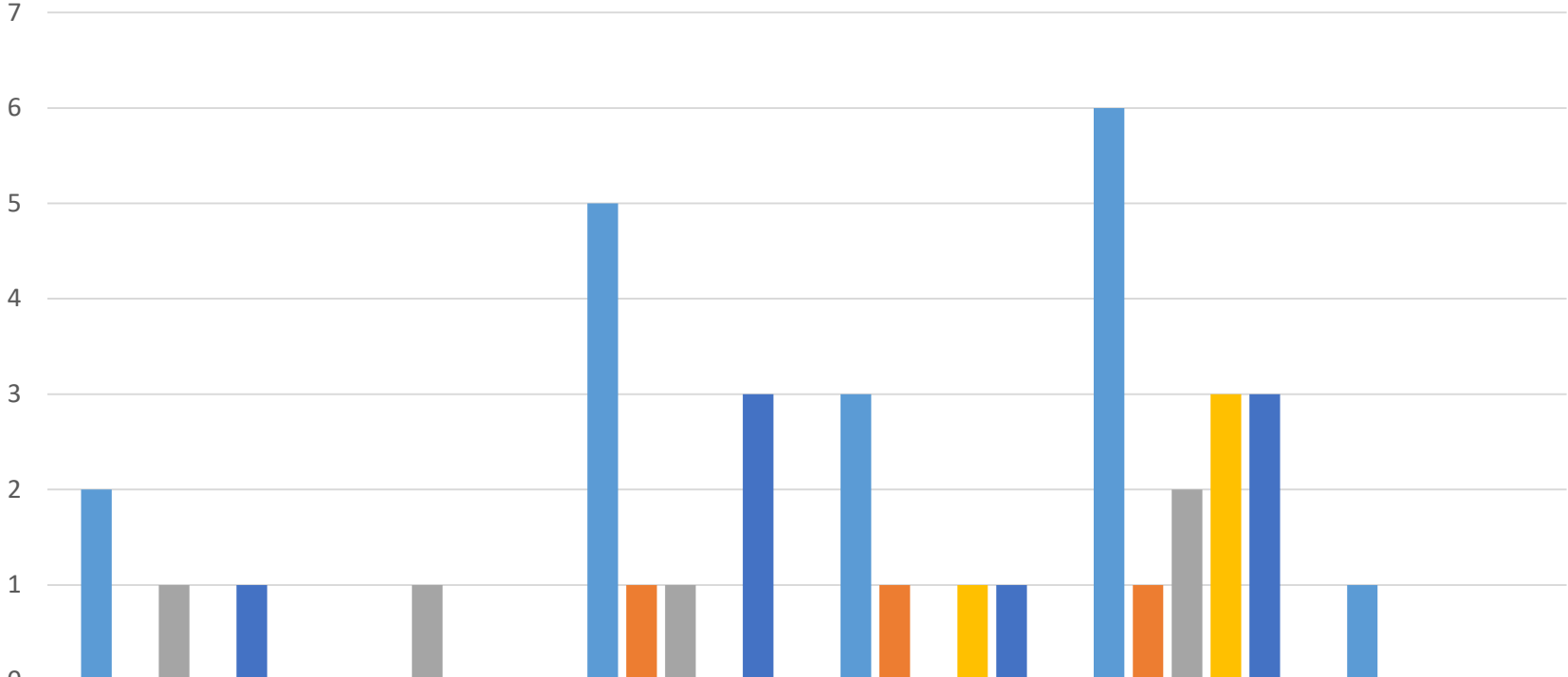
37 Adjudicated Cases



47% of adjudicated repeat offender cases heard by Judge Adams were sentenced to confinement.

JUDGE KIMBERLY M. ESMOND ADAMS

37 Adjudicated RO Cases



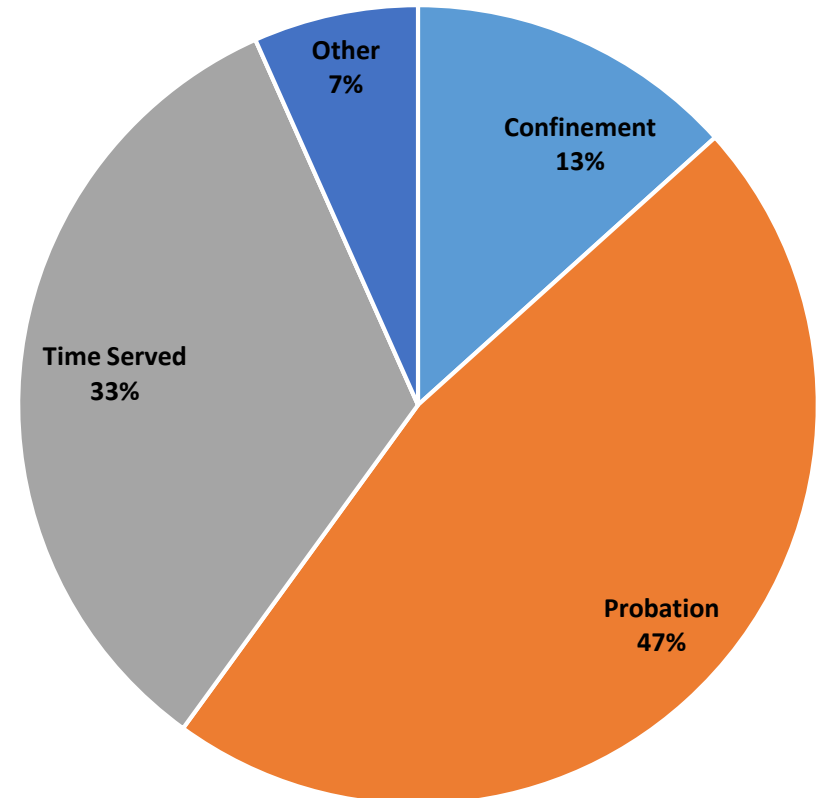
	Assault	Battery	Larceny	Other	Drugs	Rape
■ Confinement	2	0	5	3	6	1
■ Probation	0	0	1	1	1	0
■ Time Served	1	1	1	0	2	0
■ Suspended	0	0	0	1	3	0
■ Other	1	0	3	1	3	0

JUDGE JANE BARWICK

42 RO Cases Total

- ▶ 2 Sentenced to Confinement
- ▶ 7 Sentenced to Probation
- ▶ 5 Released with Time Served
- ▶ 0 Suspended
- ▶ 1 Other
 - ▶ *Includes: Nolle Pros, Dead Docket, and Dismissed cases*
- ▶ 27 Active (excluded from Chart)

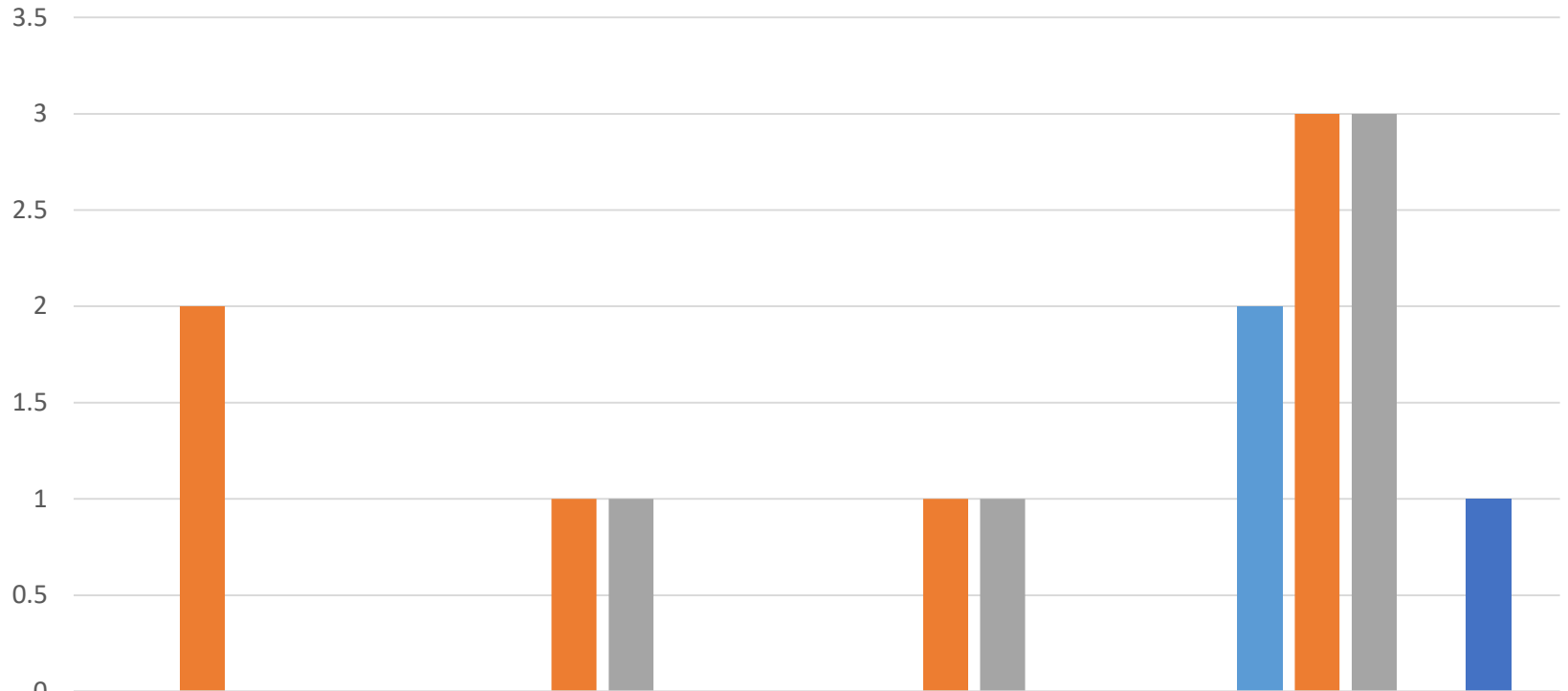
15 Adjudicated Cases



13% of adjudicated repeat offender cases heard by Judge Barwick were sentenced to confinement.

JUDGE JANE BARWICK

15 Adjudicated RO Cases



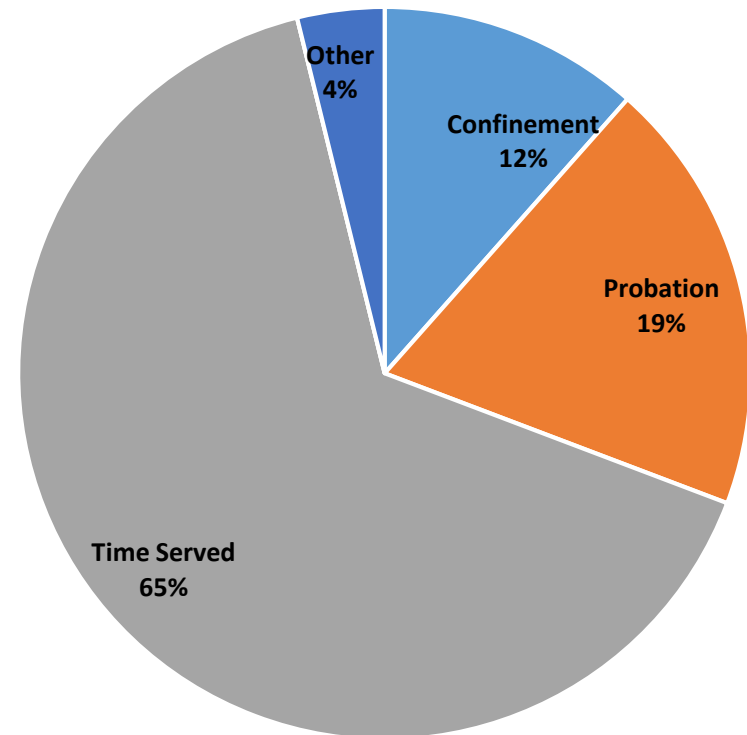
	Assault	Larceny	Other	Drugs
■ Confinement	0	0	0	2
■ Probation	2	1	1	3
■ Time Served	0	1	1	3
■ Suspended	0	0	0	0
■ Other	0	0	0	1

JUDGE TOM CAMPBELL

26 RO Cases Total

- ▶ 3 Sentenced to Confinement
- ▶ 5 Sentenced to Probation
- ▶ 17 Released with Time Served
- ▶ 0 Suspended
- ▶ 1 Other
 - ▶ Includes: Nolle Pros, Dead Docket, and Dismissal cases

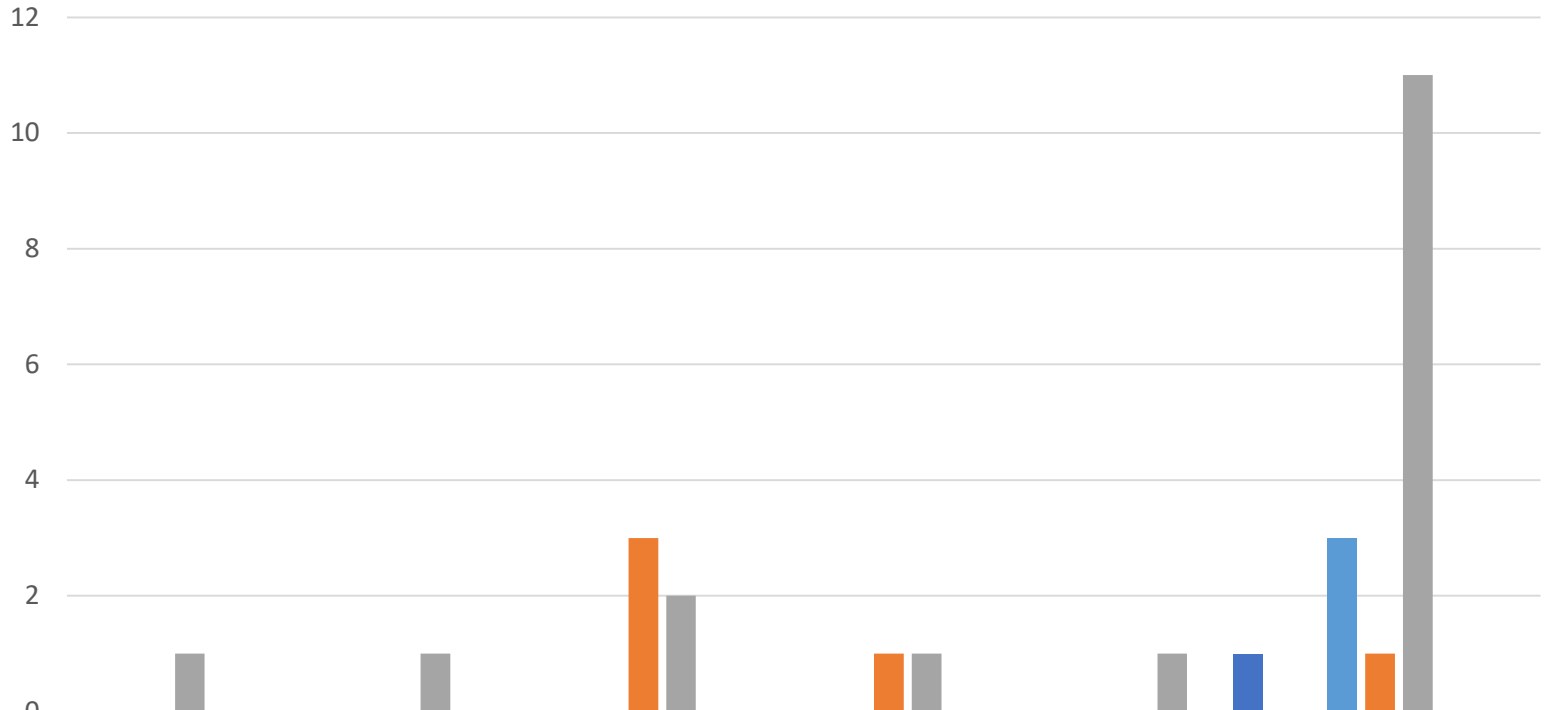
26 Adjudicated Cases



12% of adjudicated repeat offender cases heard by Judge Campbell were sentenced to confinement.

JUDGE TOM CAMPBELL

26 Adjudicated RO Cases



	Assault	Burglary	Larceny	Other	Robbery	Drugs
■ Confinement	0	0	0	0	0	3
■ Probation	0	0	3	1	0	1
■ Time Served	1	1	2	1	1	11
■ Suspended	0	0	0	0	0	0
■ Other	0	0	0	0	1	0

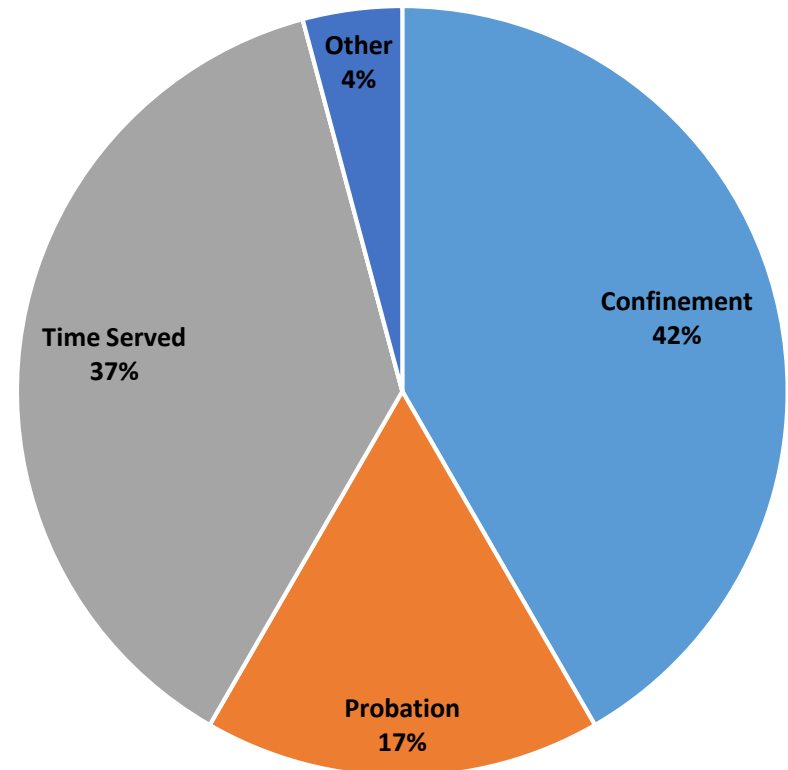
JUDGE THOMAS A. COX JR.

53 RO Cases Total

- ▶ 10 Sentenced to Confinement
- ▶ 4 Sentenced to Probation
- ▶ 9 Released with Time Served
- ▶ 0 Suspended
- ▶ 1 Other
 - ▶ *Includes; Nolle Pros, Dead Docket, and Dismissal cases*
- ▶ 29 Active (excluded from Chart)

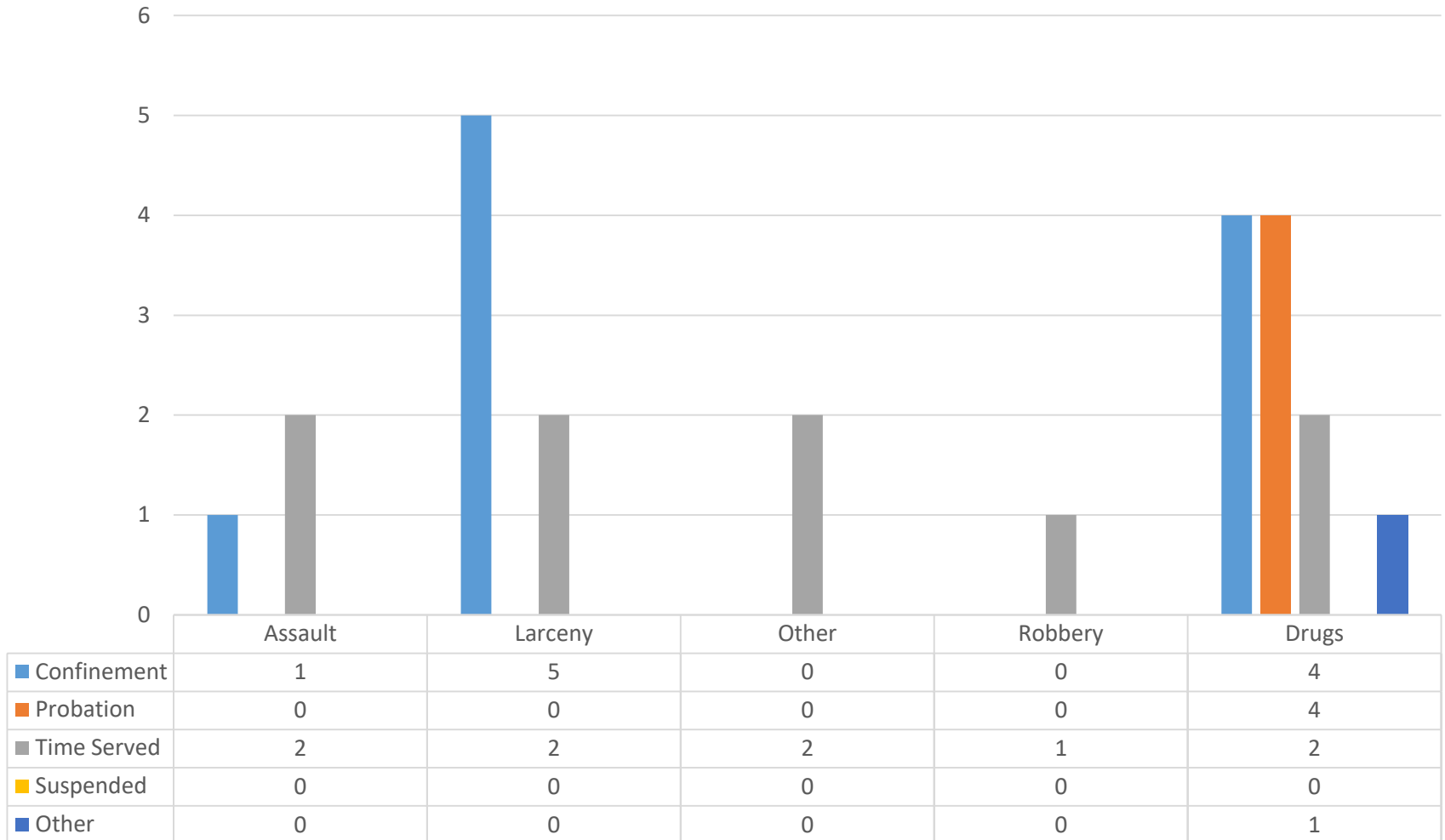
42% of adjudicated repeat offender cases heard by Judge Cox were sentenced to confinement.

24 Adjudicated Cases



JUDGE THOMAS A. COX JR.

24 Adjudicated RO Cases

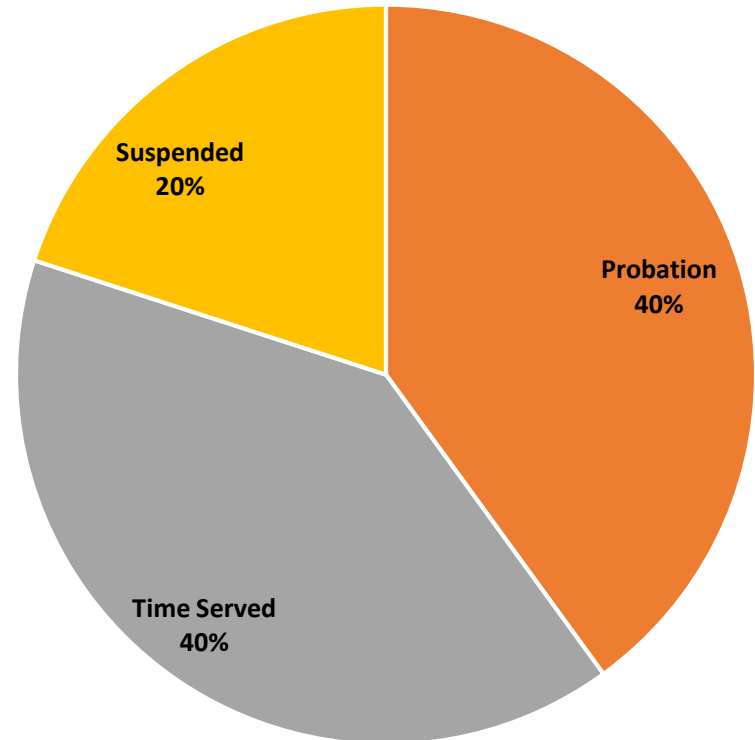


JUDGE ALFORD J. DEMPSEY, JR.

5 RO Cases Total

- ▶ 0 Sentenced to Confinement
- ▶ 2 Sentenced to Probation
- ▶ 2 Released with Time Served
- ▶ 1 Suspended
- ▶ 0 Other
 - ▶ *Includes; Nolle Pros, Dead Docket, and Dismissal cases*

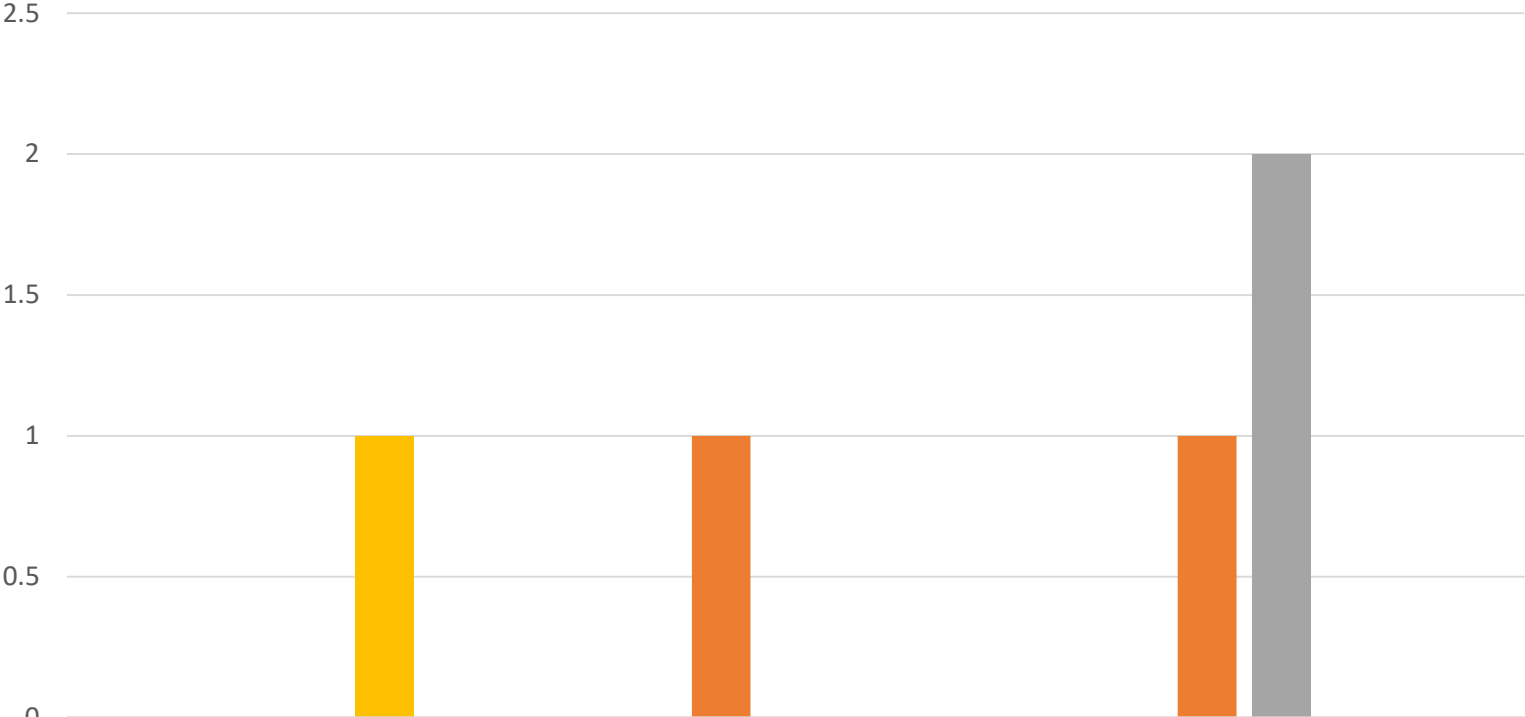
5 Adjudicated Cases



0% of adjudicated repeat offender cases heard by Judge Dempsey were sentenced to confinement.

JUDGE ALFORD J. DEMPSEY, JR.

5 Adjudicated RO Cases



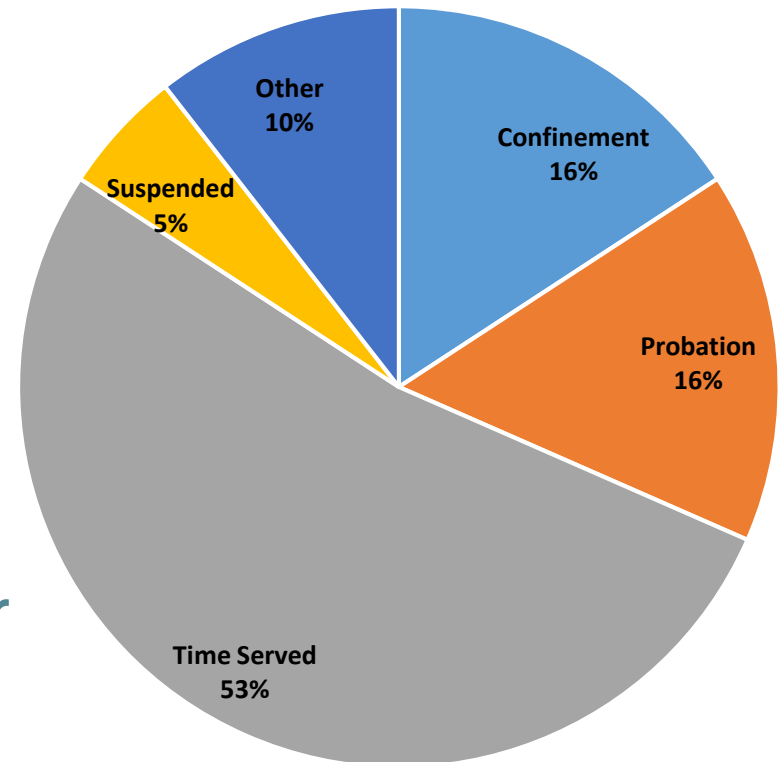
	Battery	Larceny	Drugs
■ Confinement	0	0	0
■ Probation	0	1	1
■ Time Served	0	0	2
■ Suspended	1	0	0
■ Other	0	0	0

JUDGE DORIS L. DOWNS

20 RO Cases Total

- ▶ 3 Sentenced to Confinement
- ▶ 3 Sentenced to Probation
- ▶ 10 Released with Time Served
- ▶ 1 Suspended
- ▶ 2 Other
 - ▶ Includes: Nolle Pros, Dead Docket, and Dismissed cases
- ▶ 1 Active (excluded from Chart)

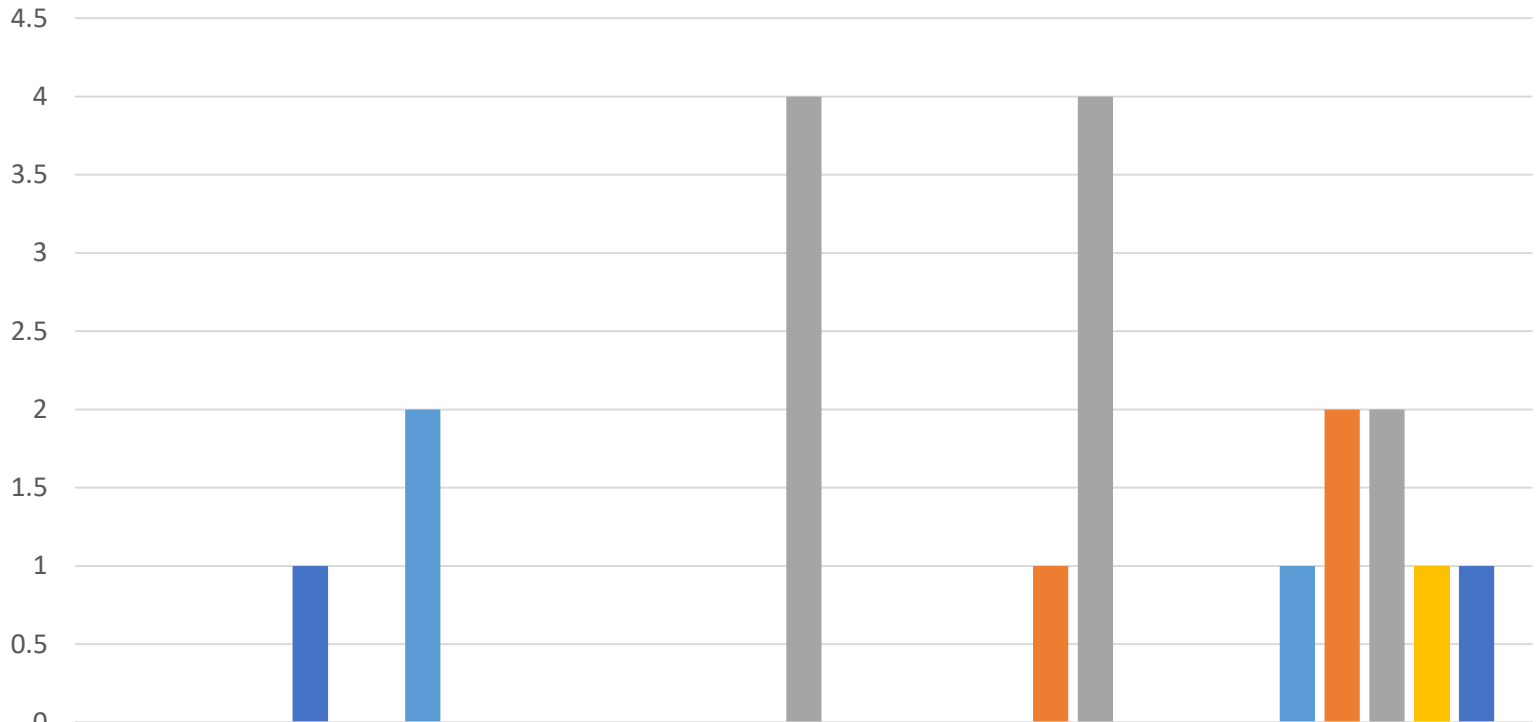
19 Adjudicated Cases



16% of adjudicated repeat offender cases heard by Judge Downs were sentenced to confinement.

JUDGE DORIS L. DOWNS

19 Adjudicated RO Cases



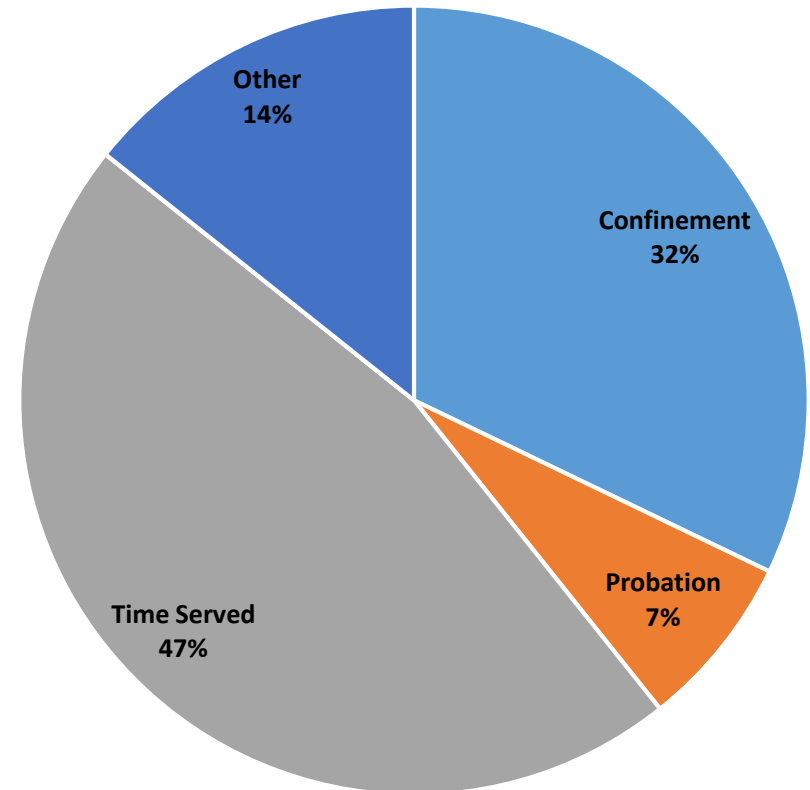
	Assault	Burglary	Larceny	Other	Drugs
■ Confinement	0	2	0	0	1
■ Probation	0	0	0	1	2
■ Time Served	0	0	4	4	2
■ Suspended	0	0	0	0	1
■ Other	1	0	0	0	1

JUDGE ERIC DUNAWAY

50 RO Cases Total

- ▶ 9 Sentenced to Confinement
- ▶ 2 Sentenced to Probation
- ▶ 13 Released with Time Served
- ▶ 0 Suspended
- ▶ 4 Other
 - ▶ *Includes: Nolle Pros, Dead Docket, and Dismissed cases*
- ▶ 22 Active (excluded from Chart)

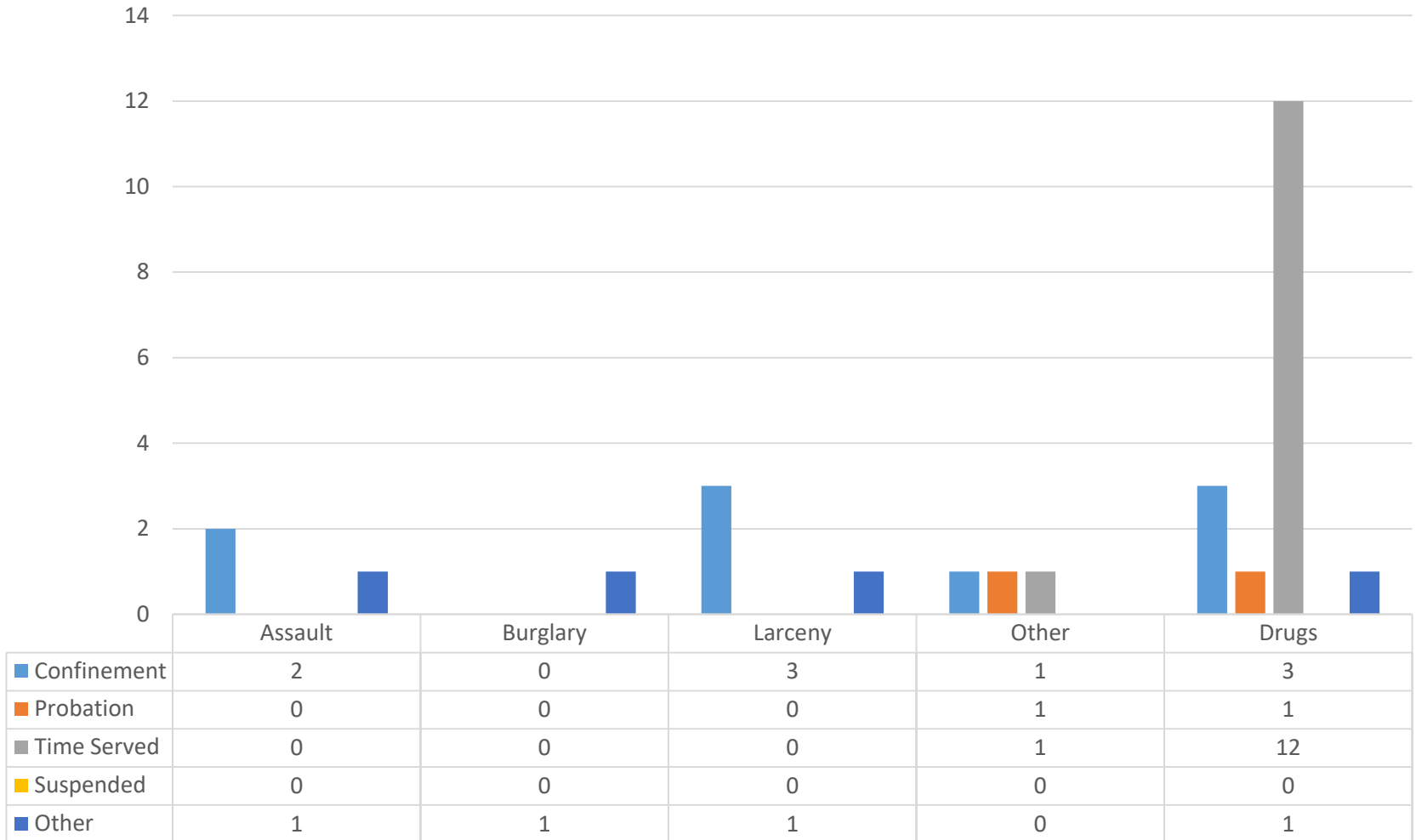
28 Adjudicated Cases



32% of adjudicated repeat offender cases heard by Judge Dunaway were sentenced to confinement.

JUDGE ERIC DUNAWAY

28 Adjudicated RO Cases

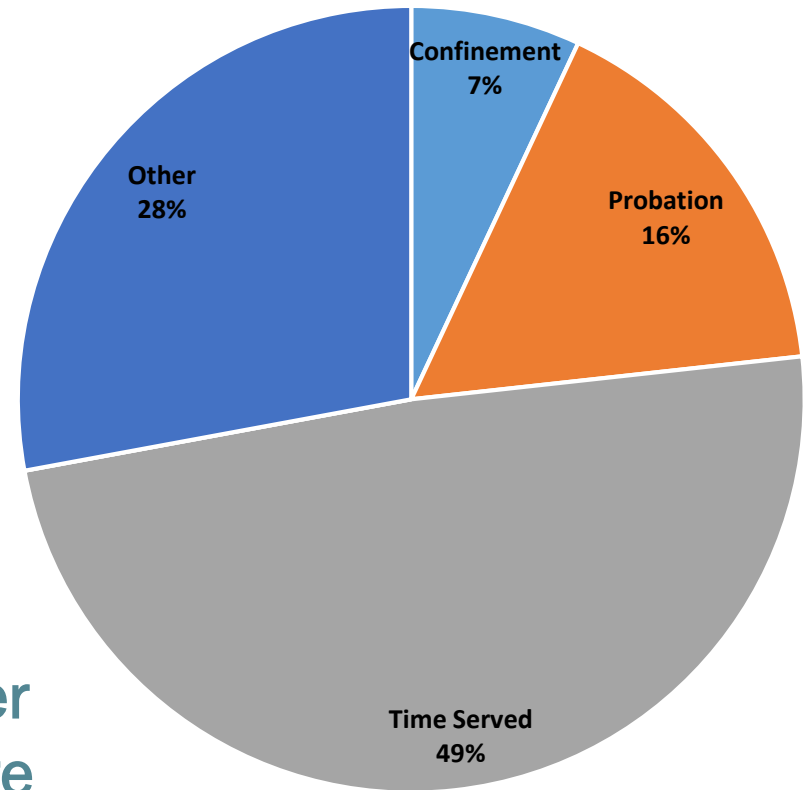


JUDGE KELLY LEE ELLERBE

52 RO Cases Total

- ▶ 3 Sentenced to Confinement
- ▶ 7 Sentenced to Probation
- ▶ 21 Released with Time Served
- ▶ 0 Suspended
- ▶ 12 Other
 - ▶ Includes: Nolle Pros, Dead Docket, and Dismissed cases
- ▶ 9 Active (excluded from Chart)

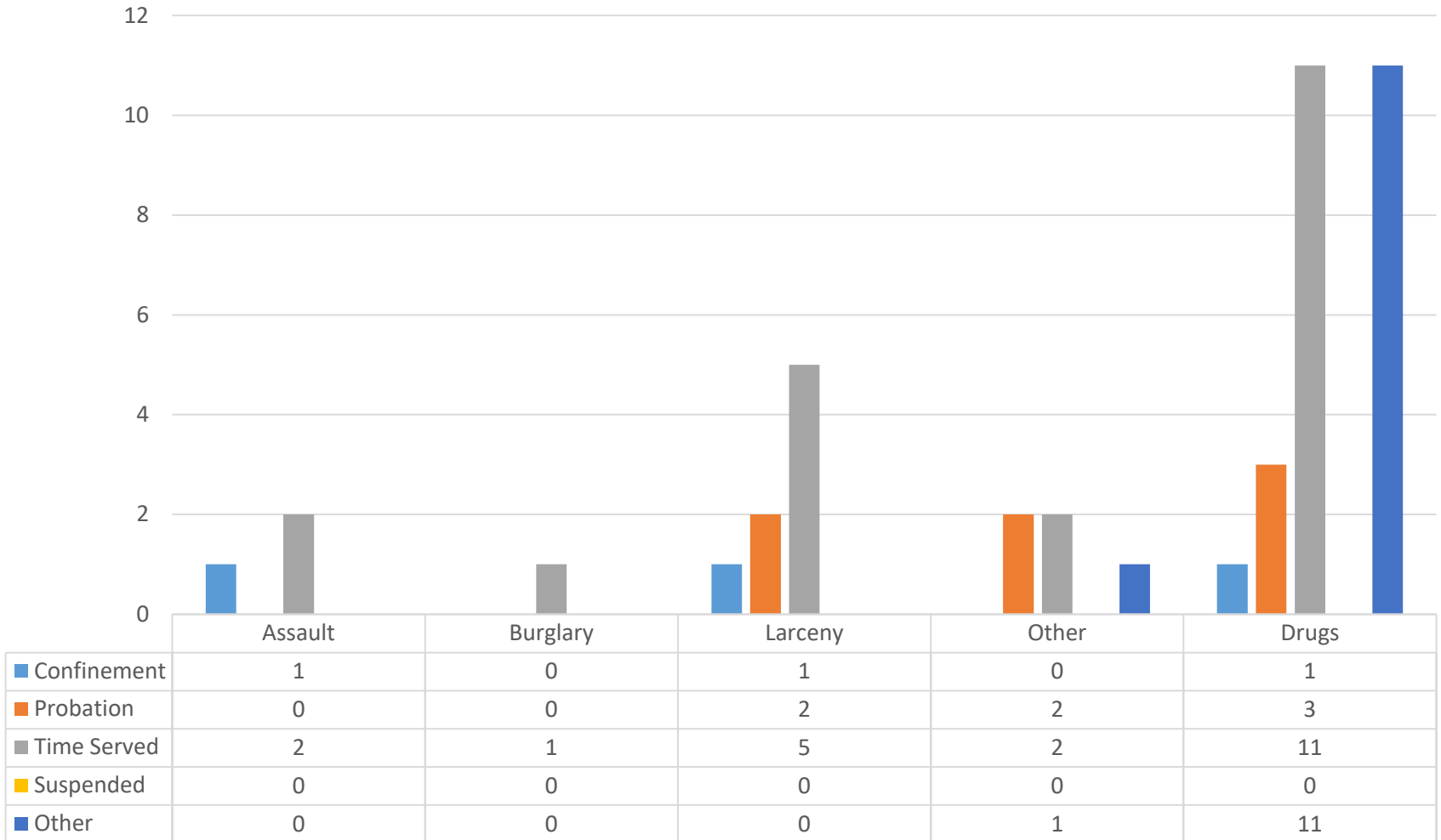
43 Adjudicated Cases



7% of adjudicated repeat offender cases heard by Judge Ellerbe were sentenced to confinement.

JUDGE KELLY LEE ELLERBE

43 Adjudicated RO Cases



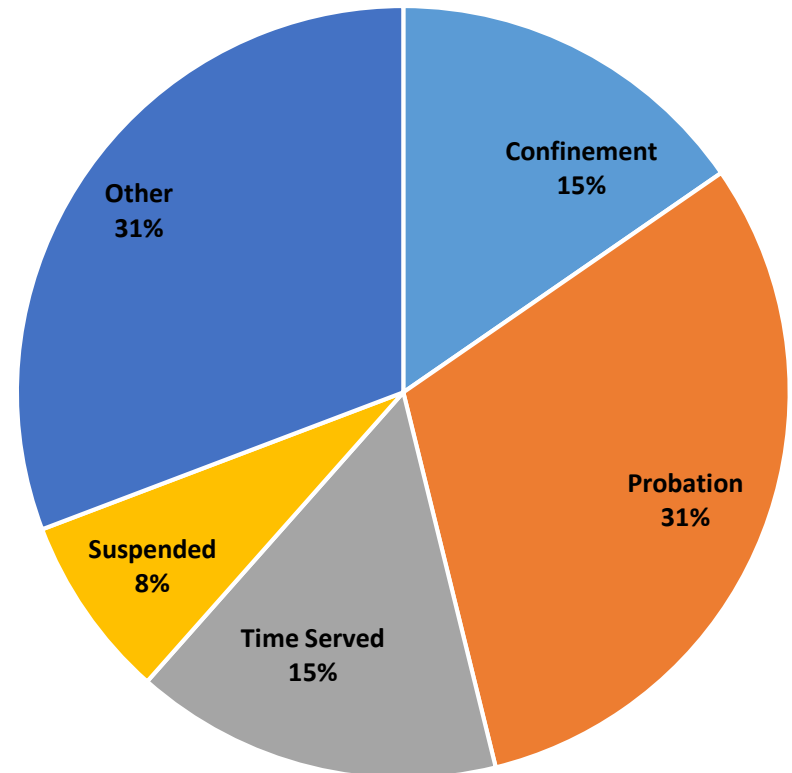
JUDGE KEVIN FARMER

35 RO Cases Total

- ▶ 2 Sentenced to Confinement
- ▶ 4 Sentenced to Probation
- ▶ 2 Released with Time Served
- ▶ 1 Suspended
- ▶ 4 Other
 - ▶ Includes: Nolle Pros, Dead Docket, and Dismissed cases
- ▶ 22 Active (excluded from Chart)

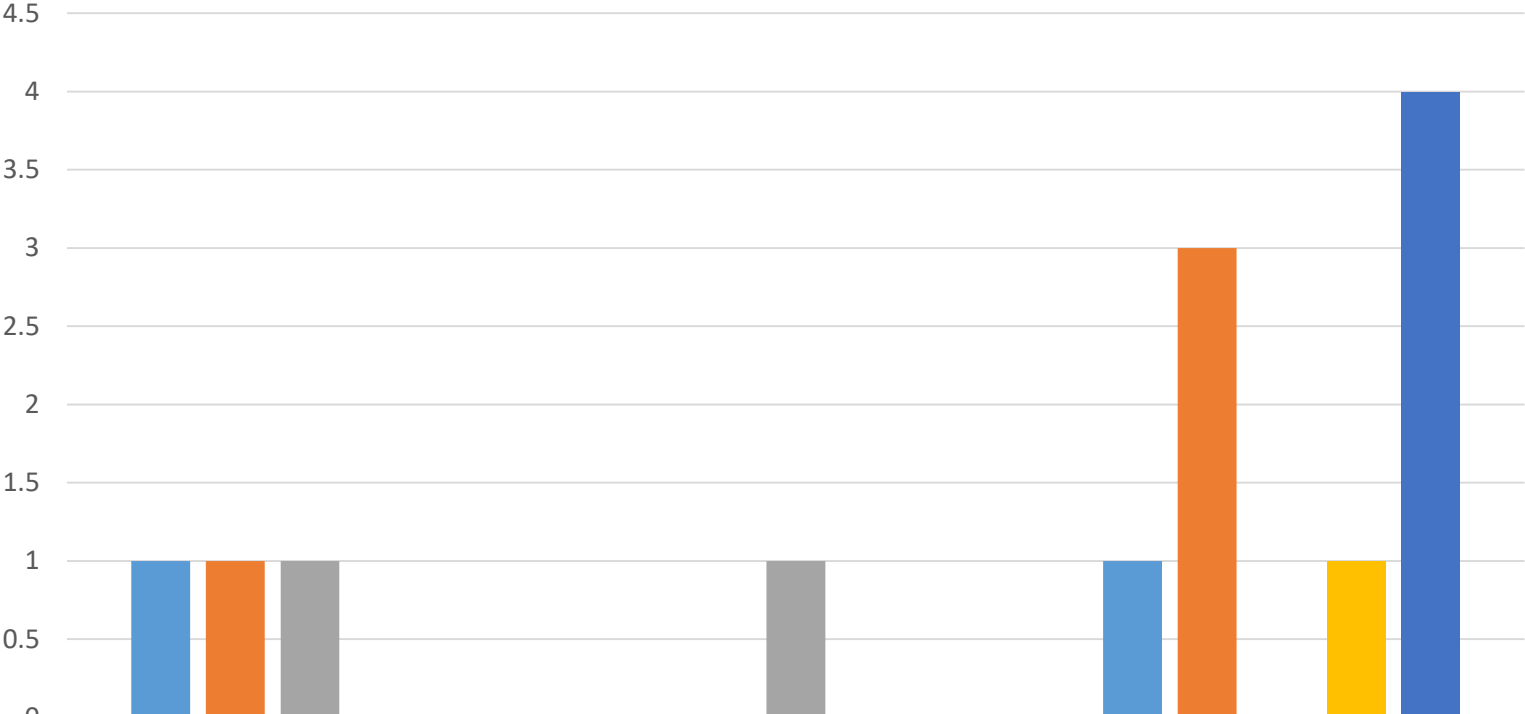
15% of adjudicated repeat offender cases heard by Judge Farmer were sentenced to confinement.

13 Adjudicated Cases



JUDGE KEVIN FARMER

13 Adjudicated RO Cases



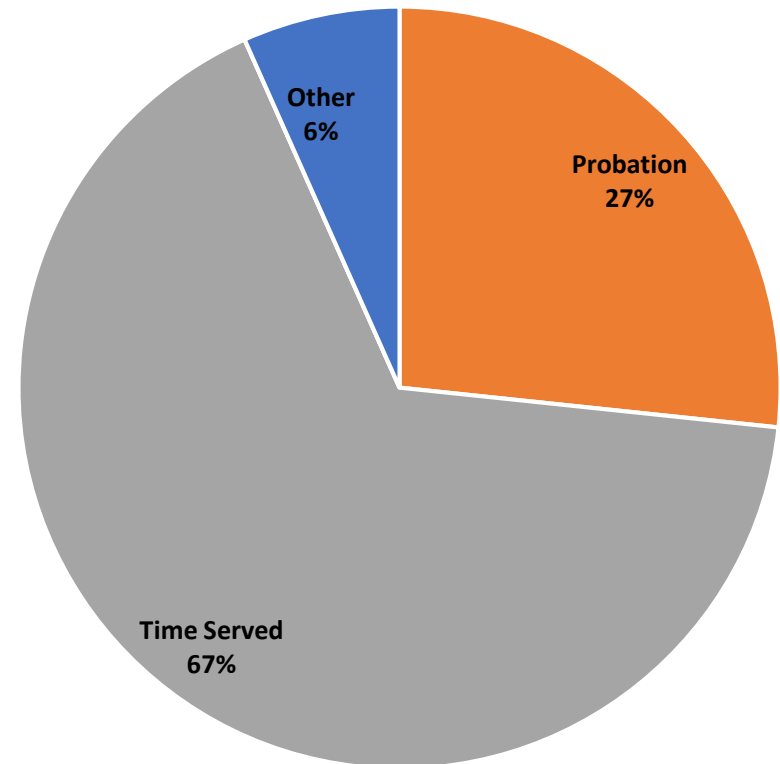
	Larceny	Other	Drugs
■ Confinement	1	0	1
■ Probation	1	0	3
■ Time Served	1	1	0
■ Suspended	0	0	1
■ Other	0	0	4

JUDGE JOHN J. GOGER

15 RO Cases Total

- ▶ 0 Sentenced to Confinement
- ▶ 4 Sentenced to Probation
- ▶ 10 Released with Time Served
- ▶ 0 Suspended
- ▶ 1 Other
 - ▶ *Includes: Nolle Pros, Dead Docket, and Dismissed cases*

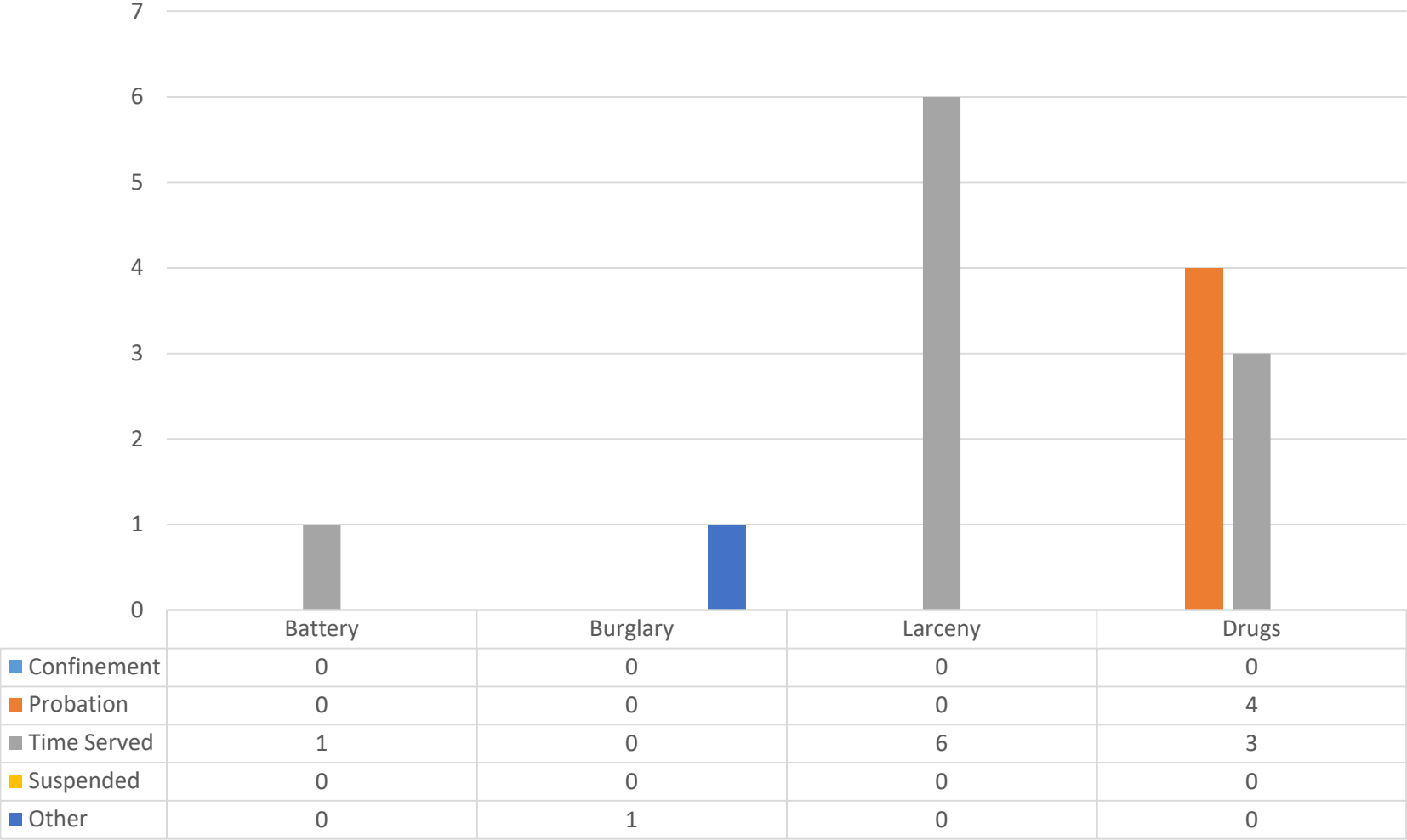
15 Adjudicated Cases



0% of adjudicated repeat offender cases heard by Judge Goger were sentenced to confinement.

JUDGE JOHN J. GOGER

15 Adjudicated RO Cases

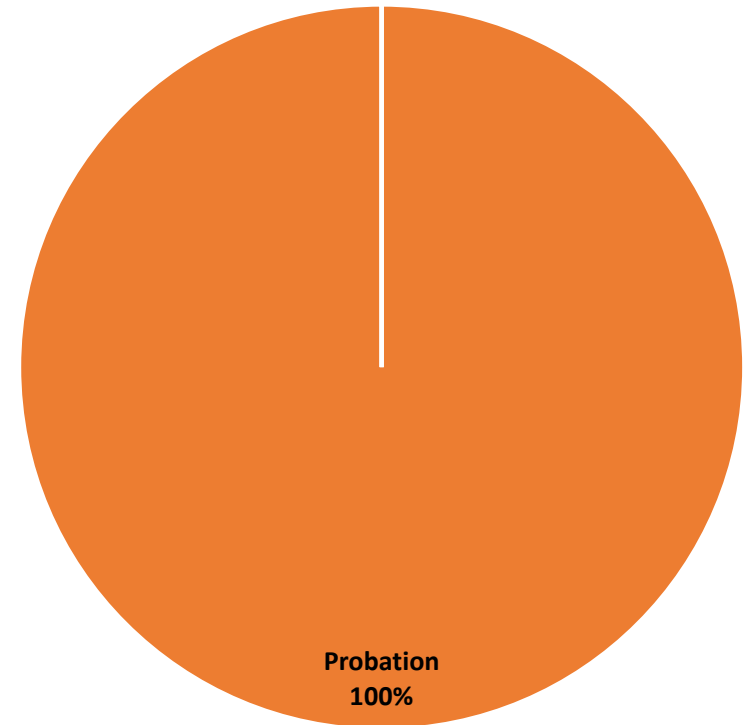


JUDGE RICHARD HICKS*

1 RO Case Total

- ▶ 0 Sentenced to Confinement
- ▶ 1 Sentenced to Probation
- ▶ 0 Suspended
- ▶ 0 Released with Time Served
- ▶ 0 Other
 - ▶ *Includes: Nolle Pros, Dead Docket, and Dismissed cases*

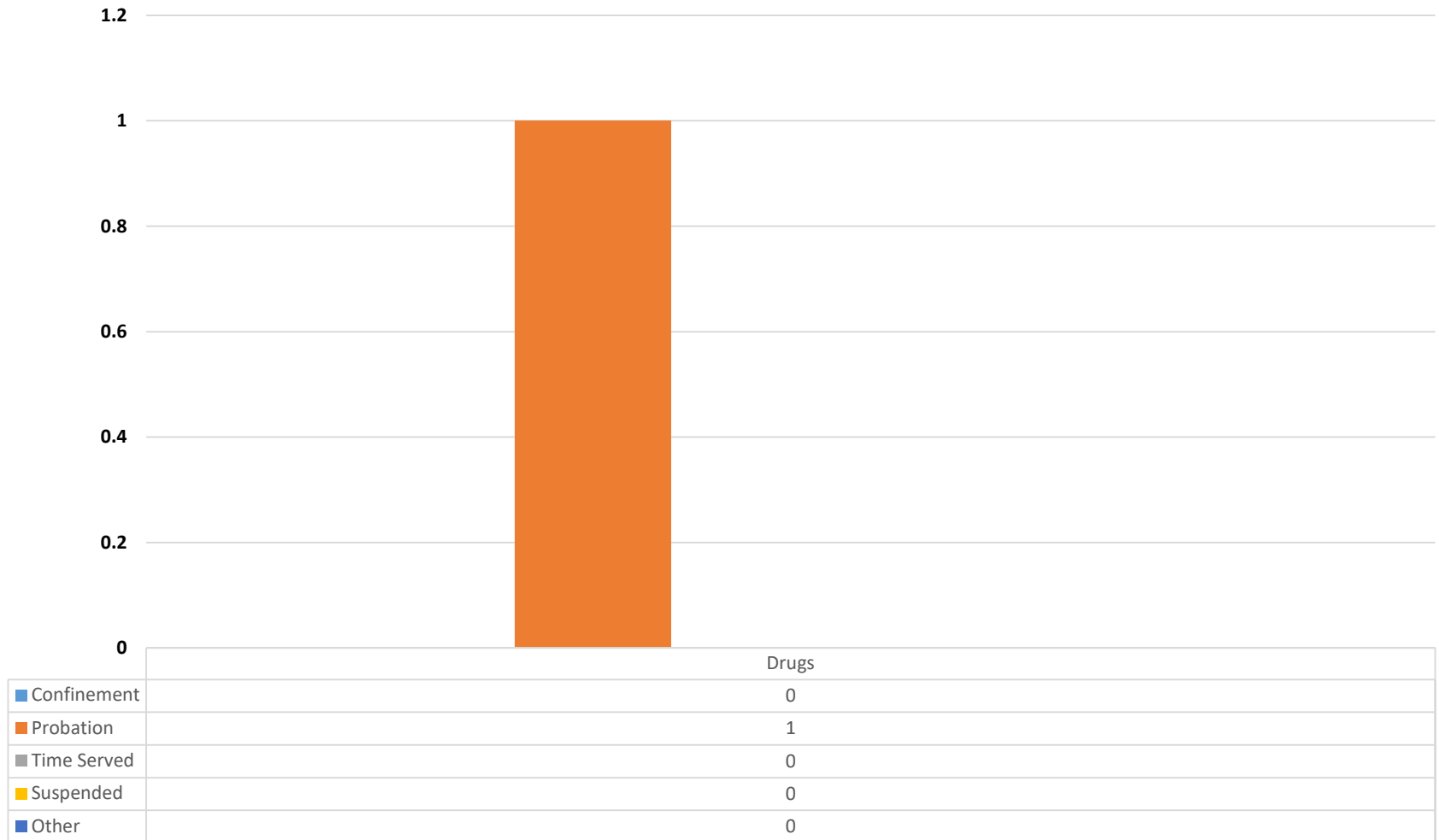
1 Adjudicated Case



0% of adjudicated repeat offender cases heard by Judge Hicks were sentenced to confinement.

JUDGE RICHARD HICKS*

1 Adjudicated RO Case



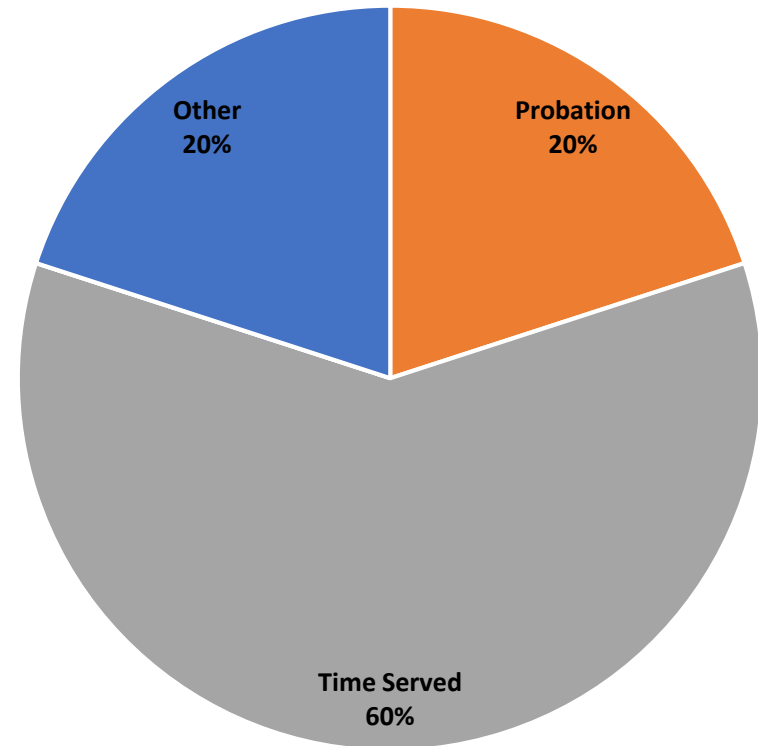
JUDGE RACHEL KRAUSE

38 RO Cases Total

- ▶ 0 Sentenced to Confinement
- ▶ 1 Sentenced to Probation
- ▶ 3 Released with Time Served
- ▶ 0 Suspended
- ▶ 1 Other
 - ▶ Includes: Nolle Pros, Dead Docket, and Dismissed cases
- ▶ 33 Active (excluded from Chart)

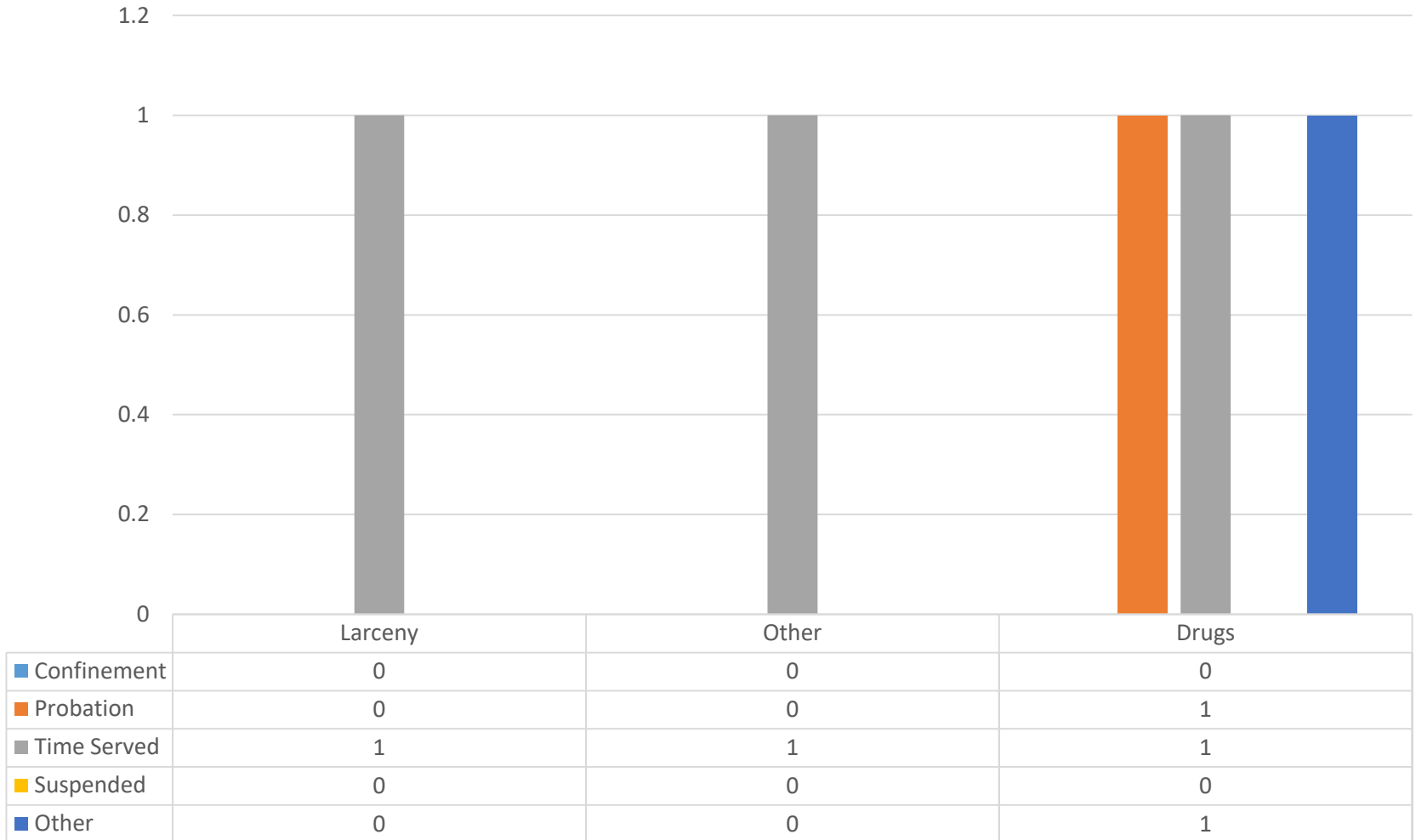
0% of adjudicated repeat offender cases heard by Judge Krause were sentenced to confinement.

5 Adjudicated Cases



JUDGE RACHEL KRAUSE

5 Adjudicated RO Cases

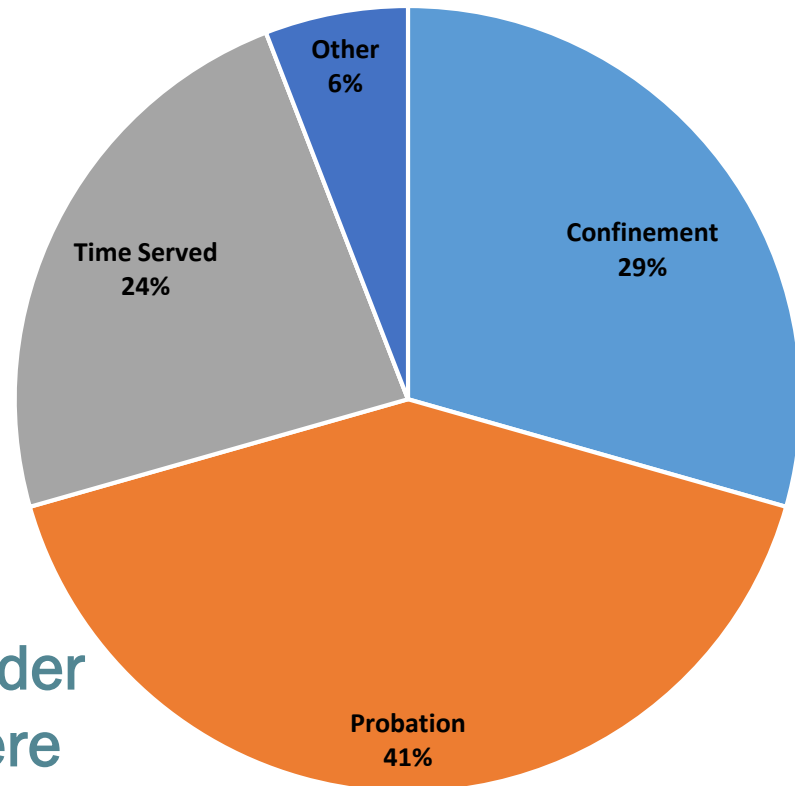


JUDGE SHAWN ELLEN LAGRUA

39 RO Cases Total

- ▶ 5 Sentenced to Confinement
- ▶ 7 Sentenced to Probation
- ▶ 4 Released with Time Served
- ▶ 0 Suspended
- ▶ 1 Other
 - ▶ *Includes: Nolle Pros, Dead Docket, and Dismissed cases*
- ▶ 22 Active (excluded from Chart)

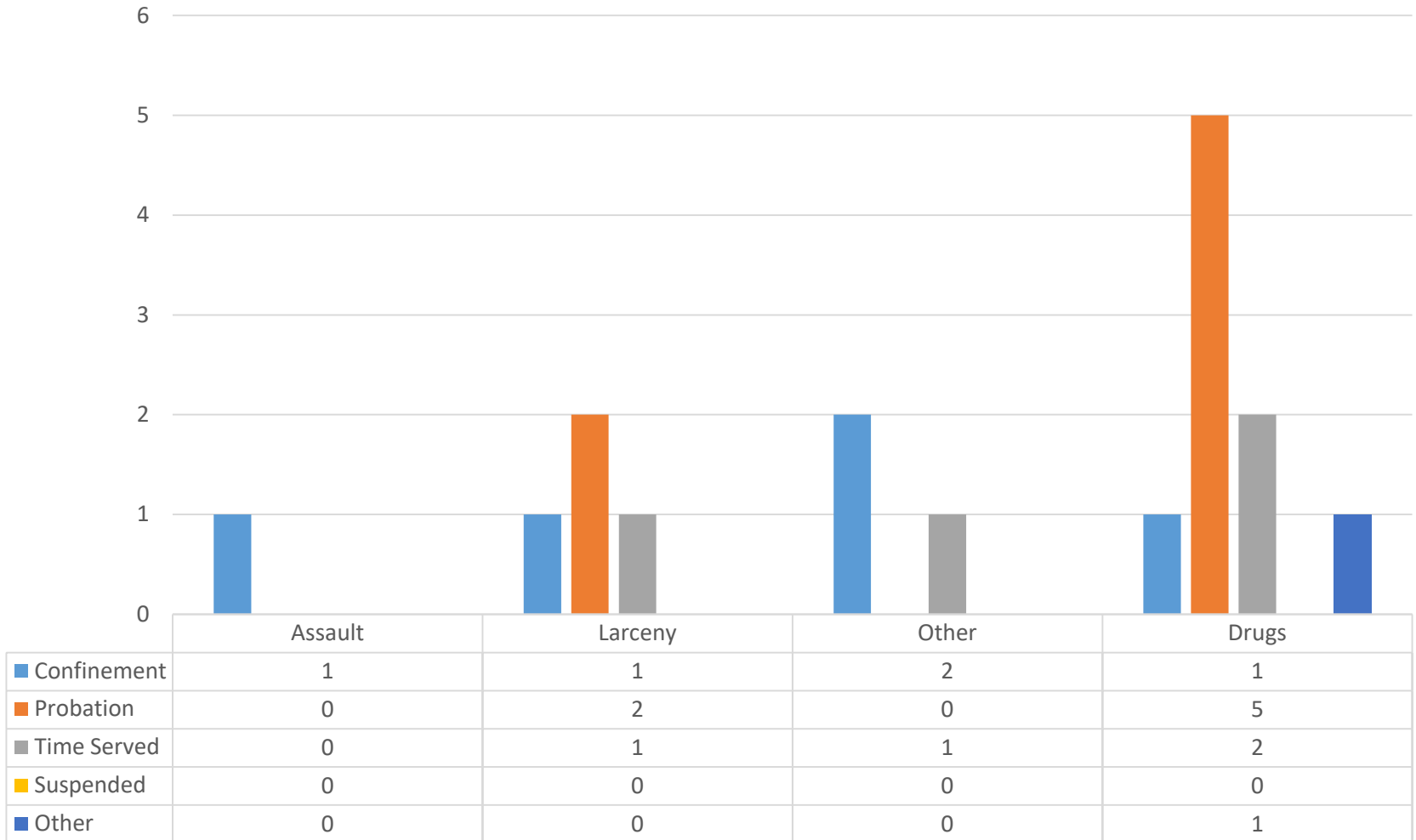
17 Adjudicated Cases



29% of adjudicated repeat offender cases heard by Judge LaGrua were sentenced to confinement.

JUDGE SHAWN ELLEN LAGRUA

17 Adjudicated RO Cases

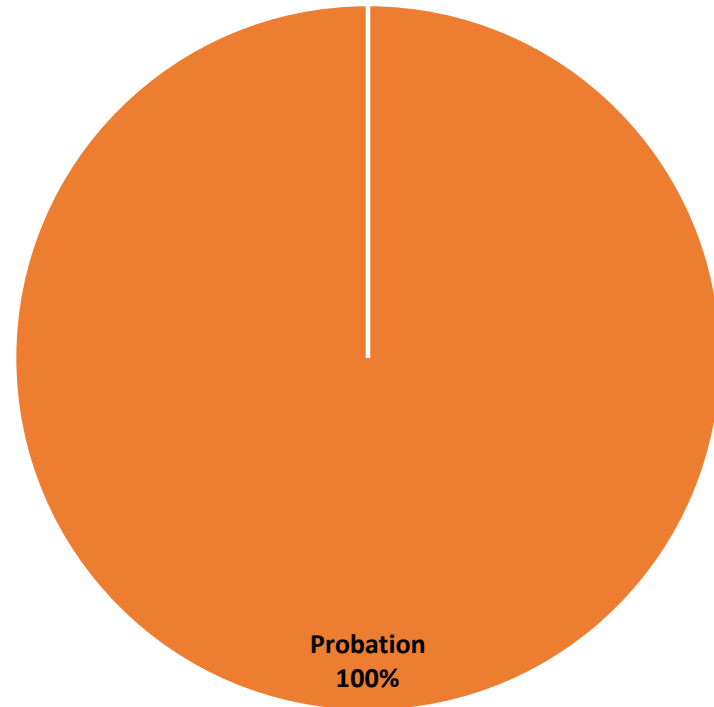


JUDGE MELYNEE LEFTRIDGE*

1 RO Case Total

- ▶ 0 Sentenced to Confinement
- ▶ 1 Sentenced to Probation
- ▶ 0 Released with Time Served
- ▶ 0 Suspended
- ▶ 0 Other
- ▶ *Includes: Nolle Pros, Dead Docket, and Dismissed cases*

1 Adjudicated Case



0% of adjudicated repeat offender cases heard by Judge Leftridge were sentenced to confinement.

JUDGE MELYNEE LEFTRIDGE*

1 Adjudicated RO Case

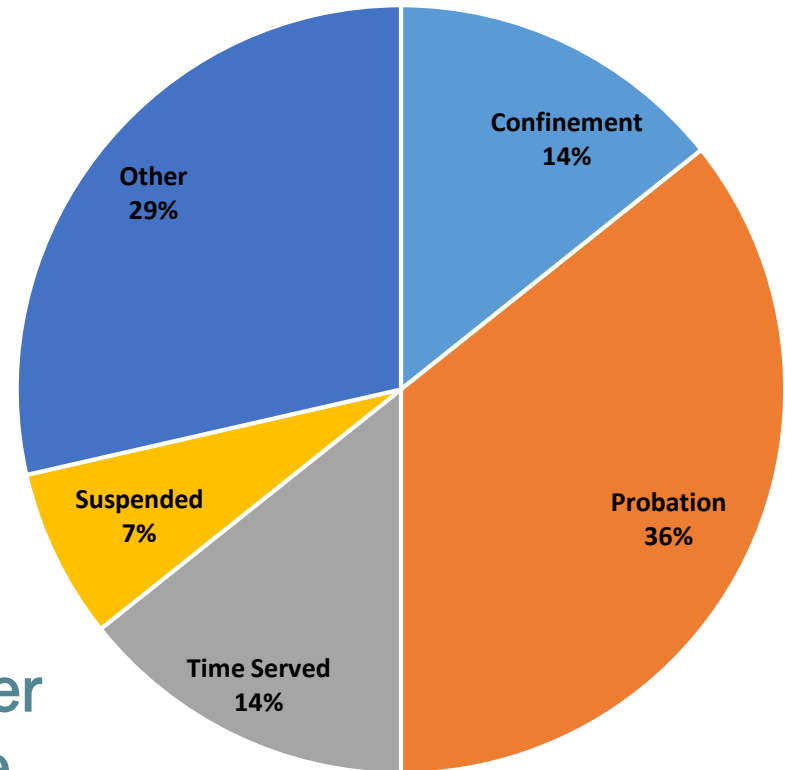


JUDGE TODD MARKLE

14 RO Cases Total

- ▶ 2 Sentenced to Confinement
- ▶ 5 Sentenced to Probation
- ▶ 2 Released with Time Served
- ▶ 1 Suspended
- ▶ 4 Other
 - ▶ *Includes: Nolle Pros, Dead Docket, and Dismissed cases*

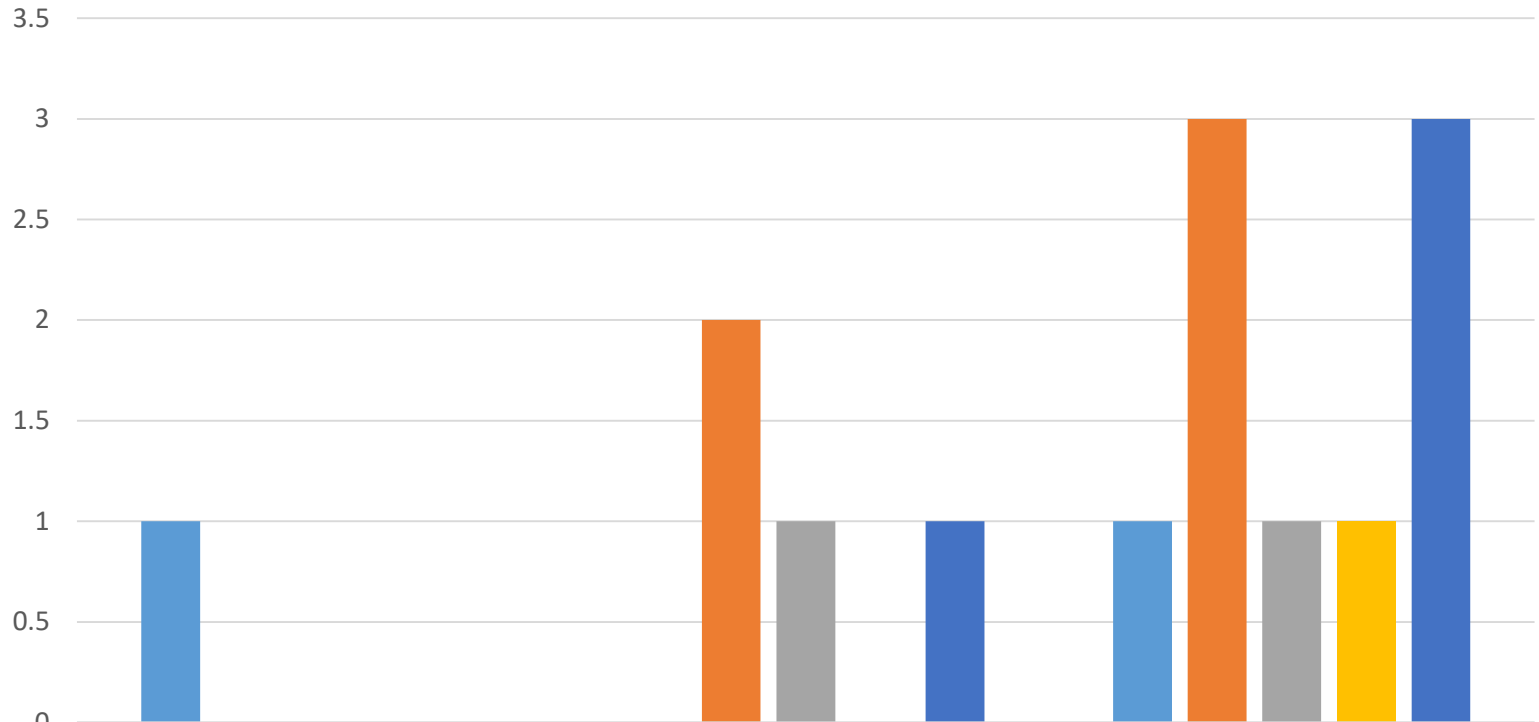
14 Adjudicated Cases



14% of adjudicated repeat offender cases heard by Judge Markle were sentenced to confinement.

JUDGE TODD MARKLE

14 Adjudicated RO Cases



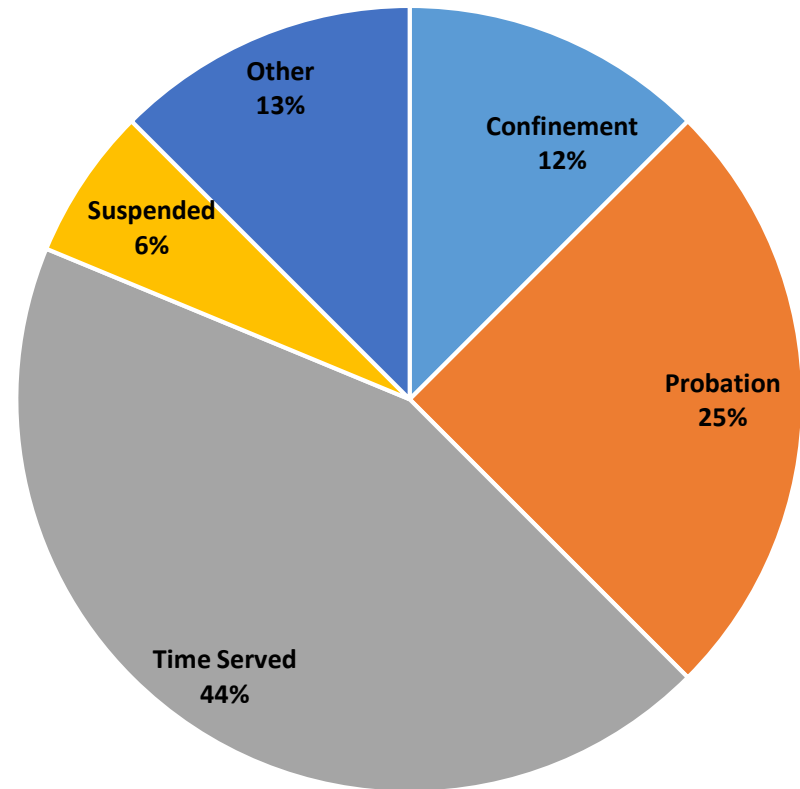
	Larceny	Other	Drugs
■ Confinement	1	0	1
■ Probation	0	2	3
■ Time Served	0	1	1
■ Suspended	0	0	1
■ Other	0	1	3

JUDGE SHUKURA MILLENDER

33 RO Cases Total

- ▶ 2 Sentenced to Confinement
- ▶ 4 Sentenced to Probation
- ▶ 7 Released with Time Served
- ▶ 1 Suspended
- ▶ 2 Other
 - ▶ Includes: Nolle Pros, Dead Docket, and Dismissed cases
- ▶ 17 Active (excluded from Chart)

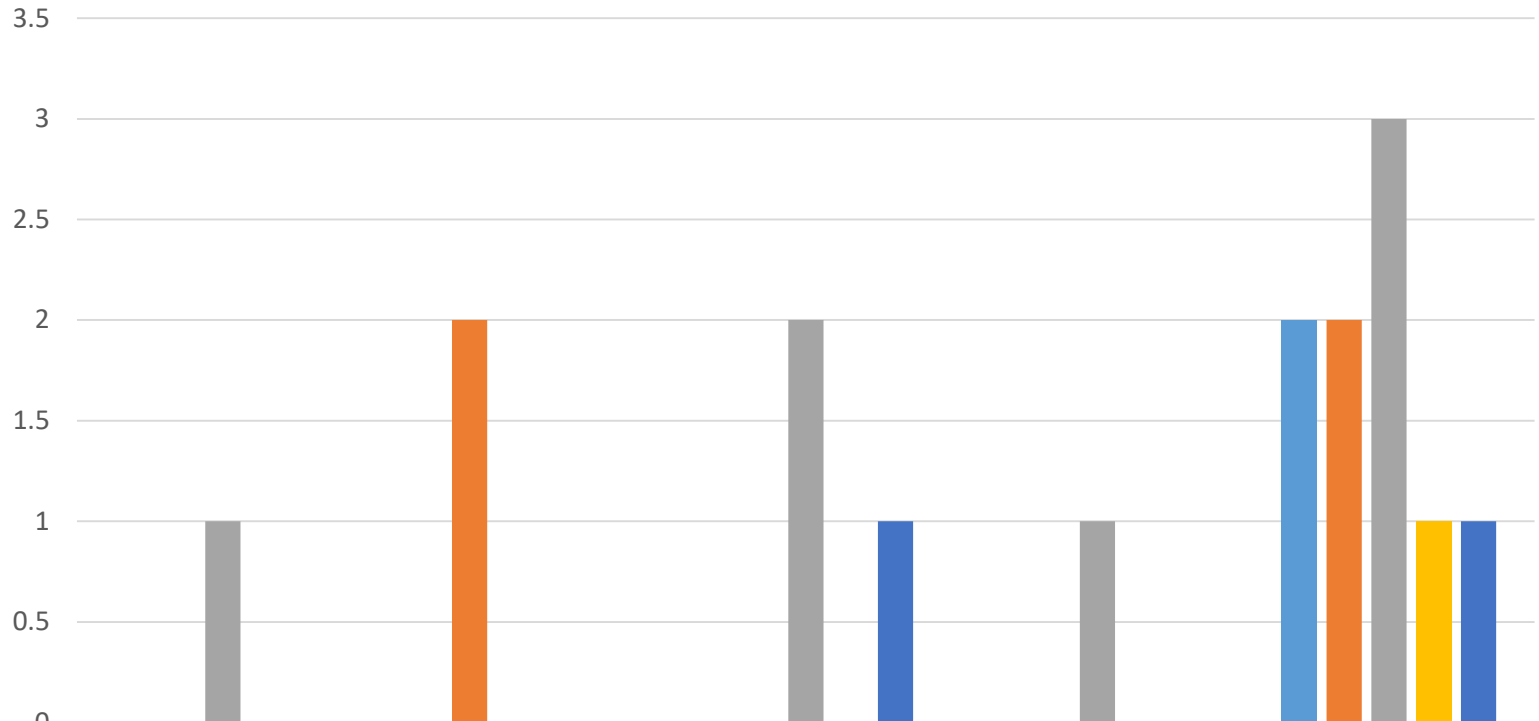
16 Adjudicated Cases



12% of adjudicated repeat offender cases heard by Judge Millender were sentenced to confinement.

JUDGE SHUKURA MILLENDER

16 Adjudicated RO Cases



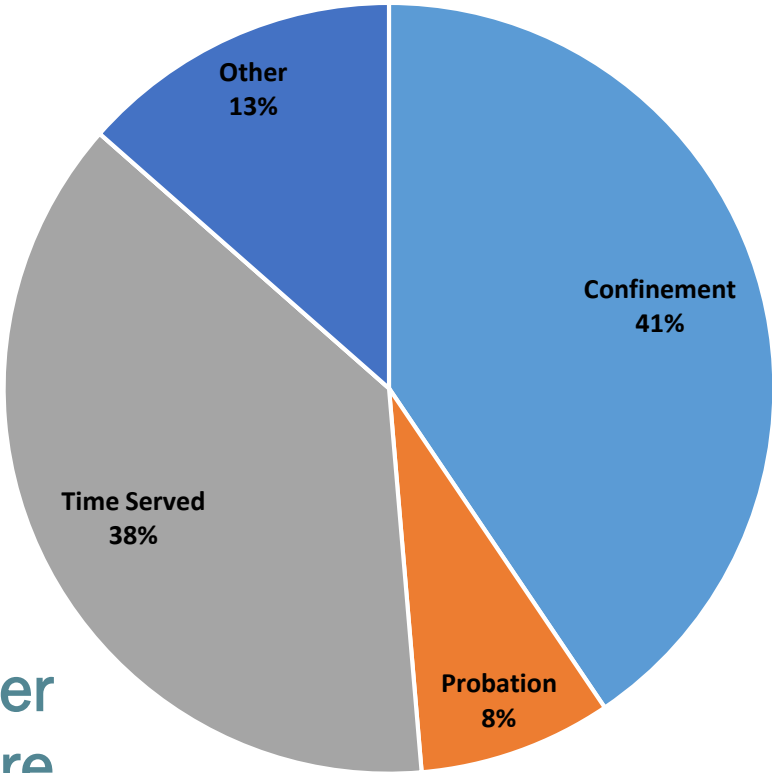
	Assault	Burglary	Larceny	Other	Drugs
■ Confinement	0	0	0	0	2
■ Probation	0	2	0	0	2
■ Time Served	1	0	2	1	3
■ Suspended	0	0	0	0	1
■ Other	0	0	1	0	1

JUDGE HENRY M. NEWKIRK

57 RO Cases Total

- ▶ 15 Sentenced to Confinement
- ▶ 3 Sentenced to Probation
- ▶ 14 Released with Time Served
- ▶ 0 Suspended
- ▶ 5 Other
 - ▶ Includes: Nolle Pros, Dead Docket, and Dismissed cases
- ▶ 20 Active (excluded from chart)

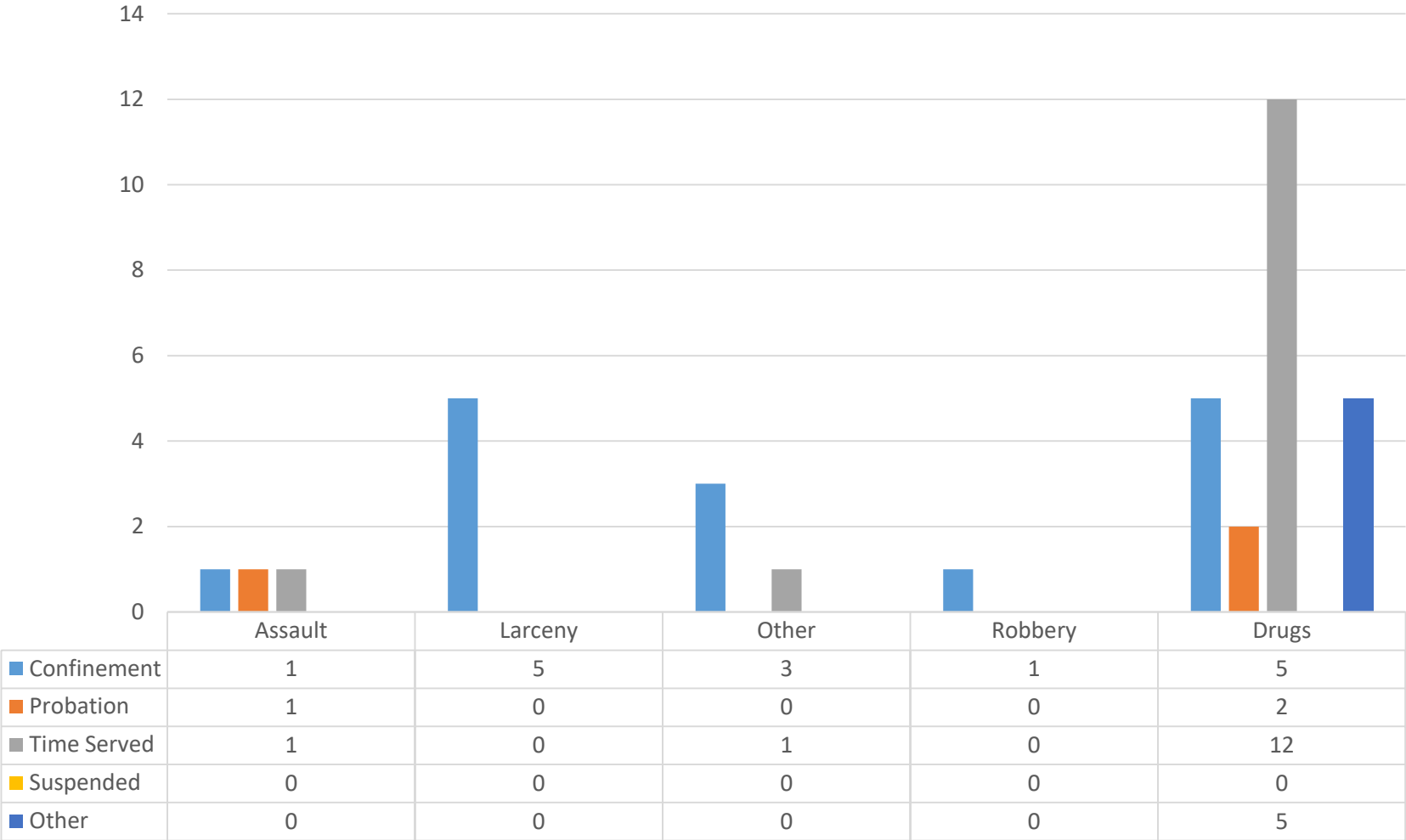
37 Adjudicated Cases



41% of adjudicated repeat offender cases heard by Judge Newkirk were sentenced to confinement.

JUDGE HENRY M. NEWKIRK

37 Adjudicated RO Cases



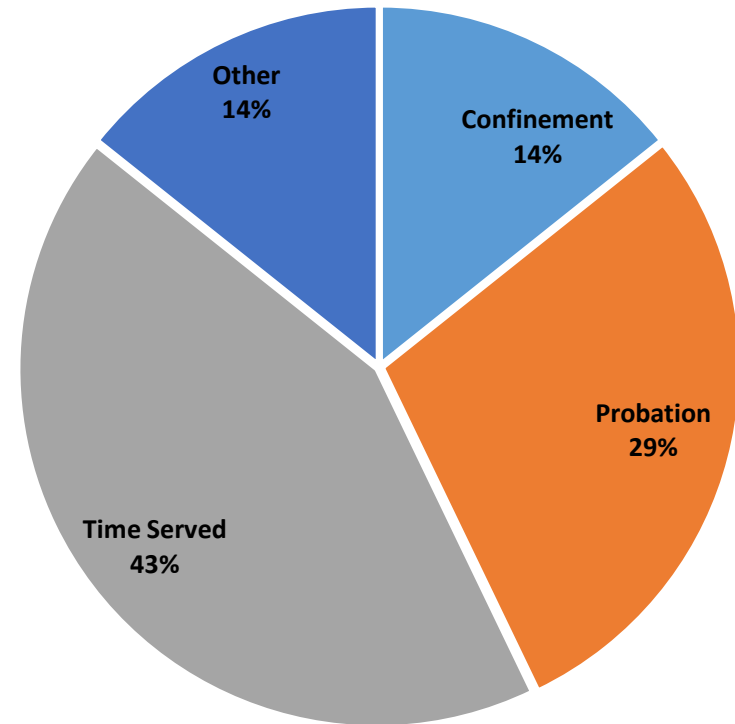
JUDGE EMILY RICHARDSON

23 RO Cases Total

- ▶ 1 Sentenced to Confinement
- ▶ 2 Sentenced to Probation
- ▶ 3 Released with Time Served
- ▶ 0 Suspended
- ▶ 1 Other
 - ▶ Includes: Nolle Pros, Dead Docket, and Dismissed cases
- ▶ 16 Active (excluded from chart)

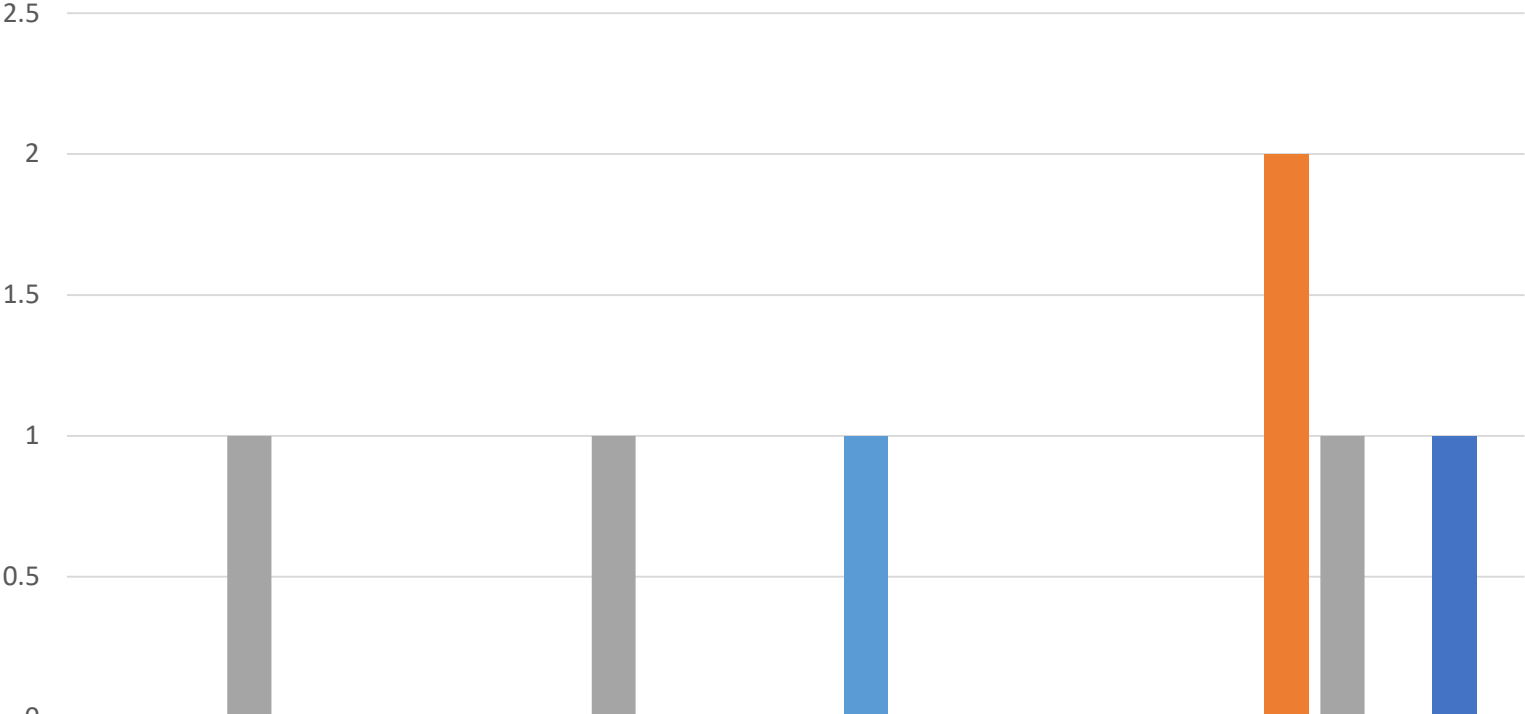
14% of adjudicated repeat offender cases heard by Judge Richardson were sentenced to confinement.

7 Adjudicated Cases



JUDGE EMILY RICHARDSON

7 Adjudicated RO Cases



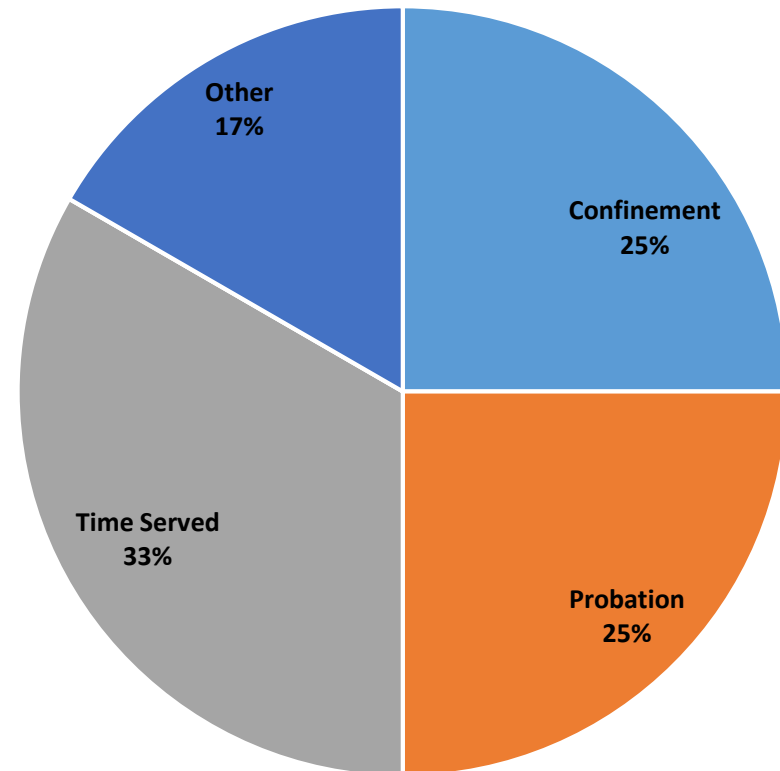
	Burglary	Larceny	Other	Drugs
■ Confinement	0	0	1	0
■ Probation	0	0	0	2
■ Time Served	1	1	0	1
■ Suspended	0	0	0	0
■ Other	0	0	0	1

JUDGE REBECCA RIEDER

40 RO Cases Total

- ▶ 3 Sentenced to Confinement
- ▶ 3 Sentenced to Probation
- ▶ 4 Released with Time Served
- ▶ 0 Suspended
- ▶ 2 Other
 - ▶ Includes: Nolle Pros, Dead Docket, and Dismissed cases
- ▶ 28 Active (excluded from chart)

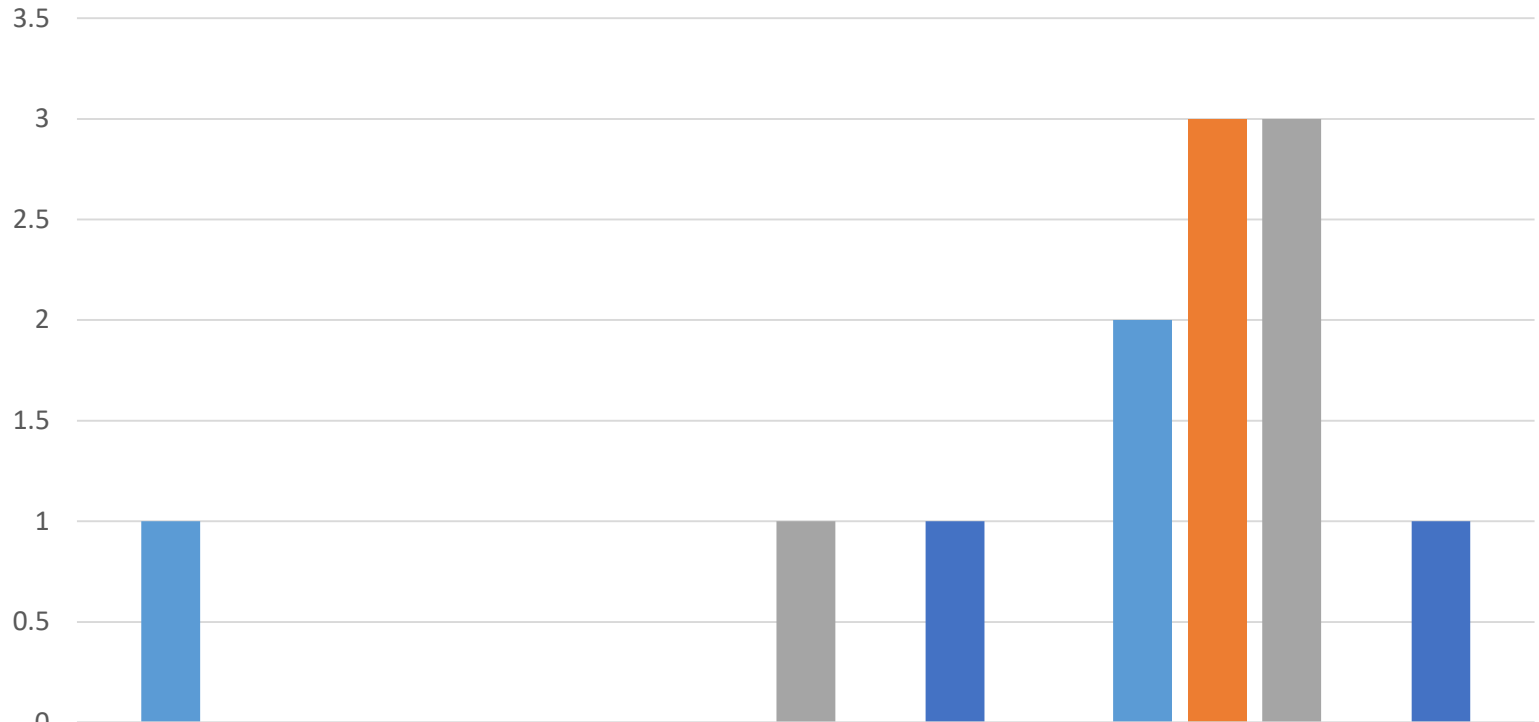
12 Adjudicated Cases



25% of adjudicated repeat offender cases heard by Judge Rieder were sentenced to confinement.

JUDGE REBECCA RIEDER

12 Adjudicated RO Cases



	Larceny	Other	Drugs
■ Confinement	1	0	2
■ Probation	0	0	3
■ Time Served	0	1	3
■ Suspended	0	0	0
■ Other	0	1	1

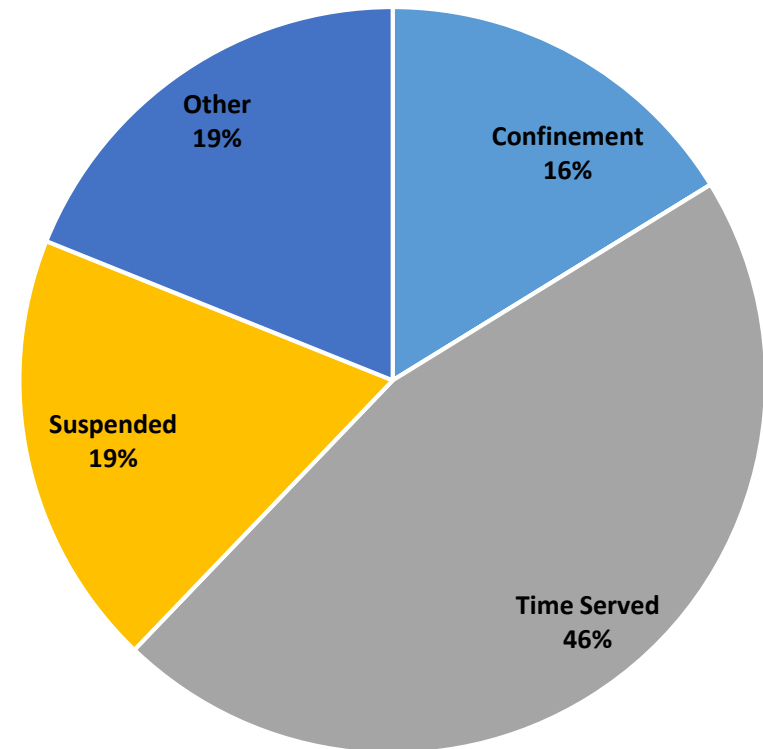
JUDGE CONSTANCE C. RUSSELL

49 RO Cases Total

- ▶ 6 Sentenced to Confinement
- ▶ 0 Sentenced to Probation
- ▶ 17 Released with Time Served
- ▶ 7 Suspended
- ▶ 7 Other
 - ▶ Includes: Nolle Pros, Dead Docket, and Dismissed cases
- ▶ 12 Active (excluded from Chart)

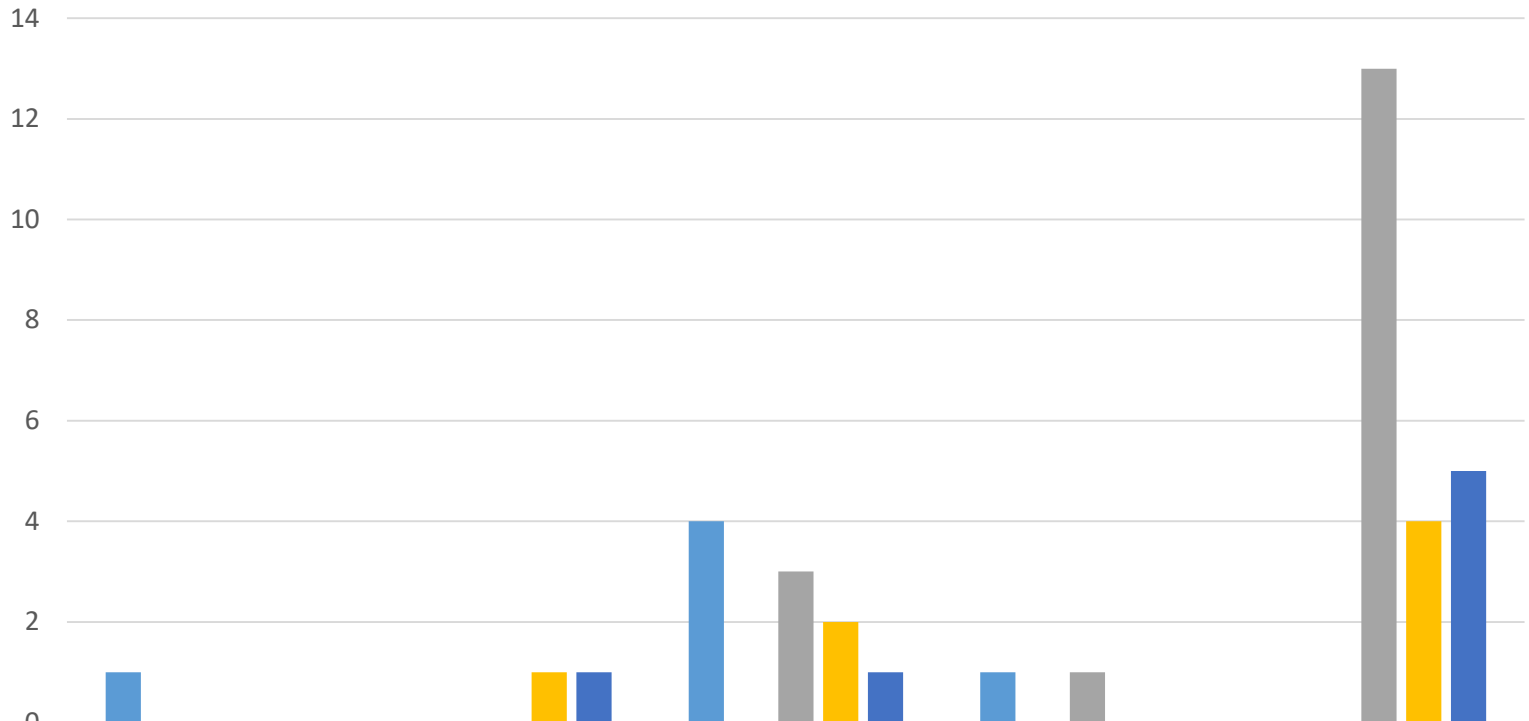
16% of adjudicated repeat offender cases heard by Judge Russell were sentenced to confinement.

37 Adjudicated Cases



JUDGE CONSTANCE C. RUSSELL

37 Adjudicated RO Cases



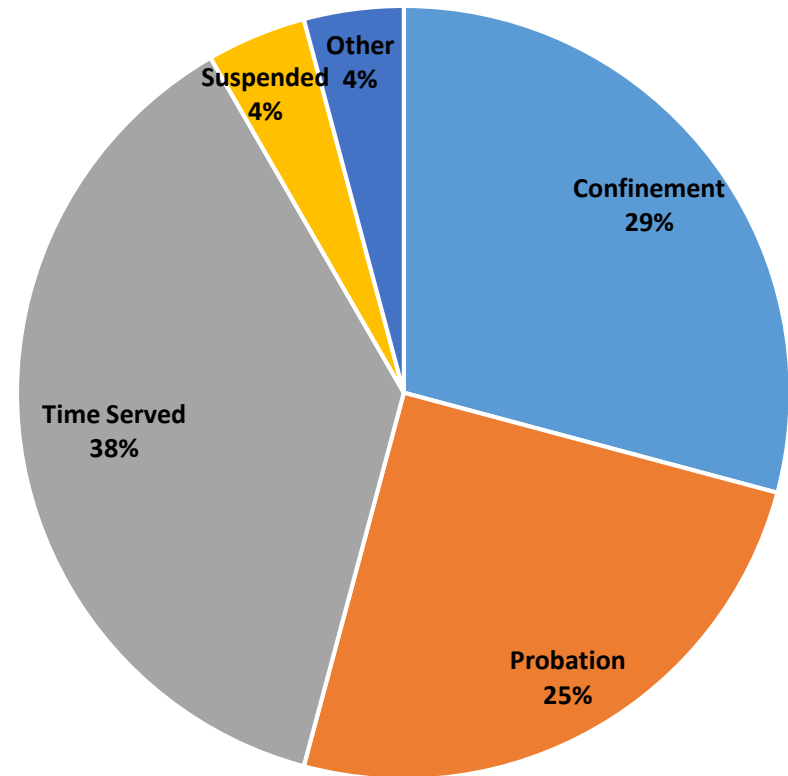
	Assault	Burglary	Larceny	Other	Drugs
■ Confinement	1	0	4	1	0
■ Probation	0	0	0	0	0
■ Time Served	0	0	3	1	13
■ Suspended	0	1	2	0	4
■ Other	0	1	1	0	5

JUDGE CRAIG SCHWALL

50 RO Cases Total

- ▶ 7 Sentenced to Confinement
- ▶ 6 Sentenced to Probation
- ▶ 9 Released with Time Served
- ▶ 1 Suspended
- ▶ 1 Other
 - ▶ Includes: Nolle Pros, Dead Docket, and Dismissed cases
- ▶ 26 Active (excluded from Chart)

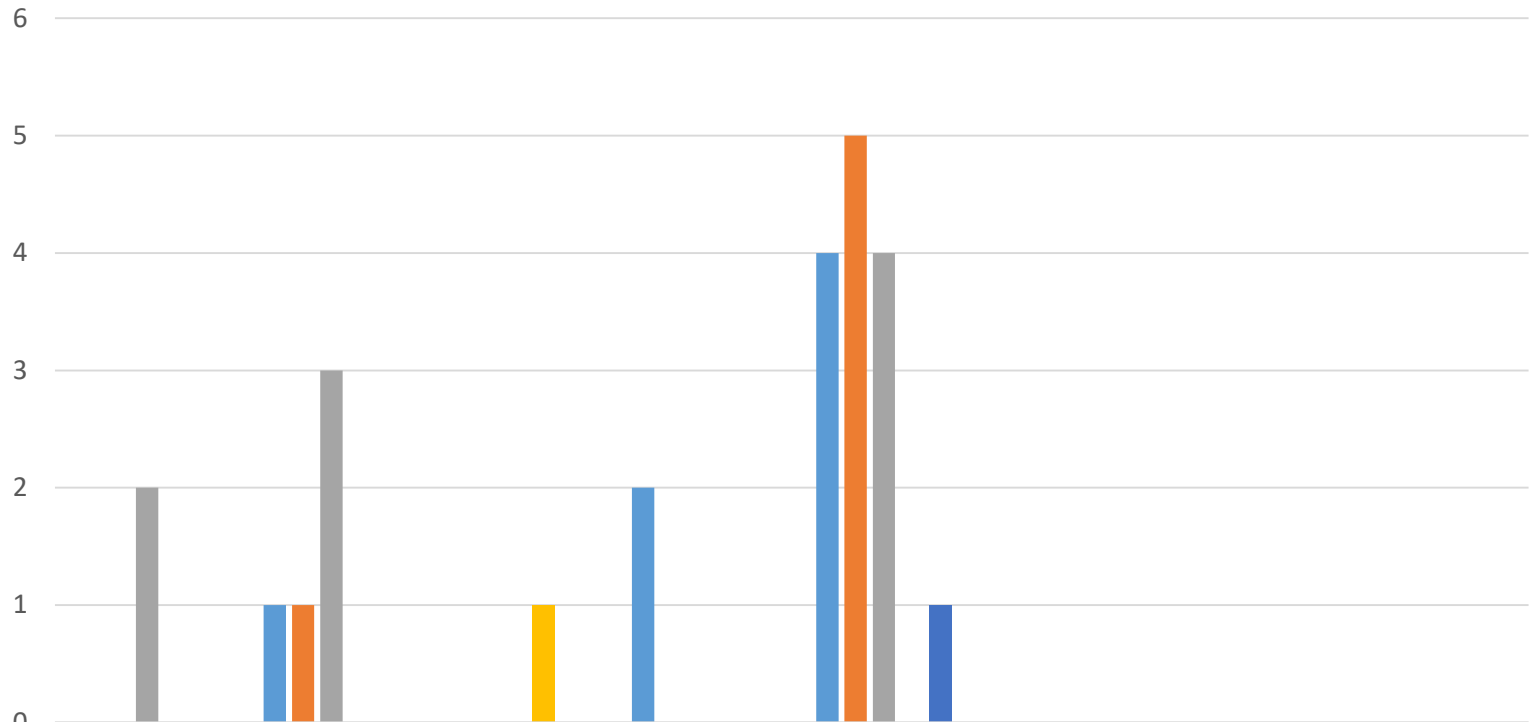
24 Adjudicated Cases



29% of adjudicated repeat offender cases heard by Judge Schwall were sentenced to confinement.

JUDGE CRAIG SCHWALL

24 Adjudicated RO Cases



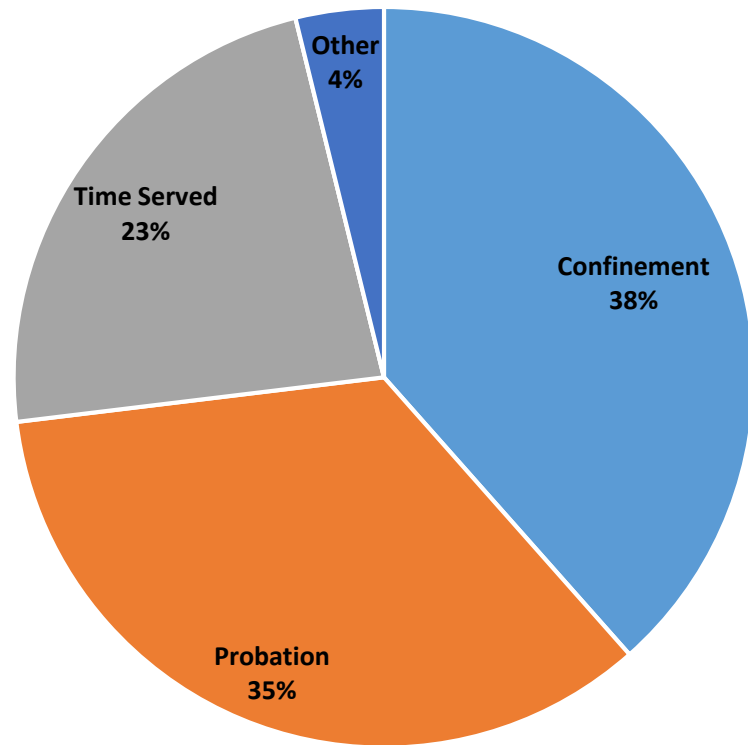
	Assault	Larceny	Other	Robbery	Drugs			
■ Confinement	0	1	0	2	4			
■ Probation	0	1	0	0	5			
■ Time Served	2	3	0	0	4			
■ Suspended	0	0	1	0	0			
■ Other	0	0	0	0	1			

JUDGE GAIL TUSAN

48 RO Cases Total

- ▶ 10 Sentenced to Confinement
- ▶ 9 Sentenced to Probation
- ▶ 6 Released with Time Served
- ▶ 0 Suspended
- ▶ 1 Other
 - ▶ Includes: Nolle Pros, Dead Docket, and Dismissed cases
- ▶ 22 Active (excluded from Chart)

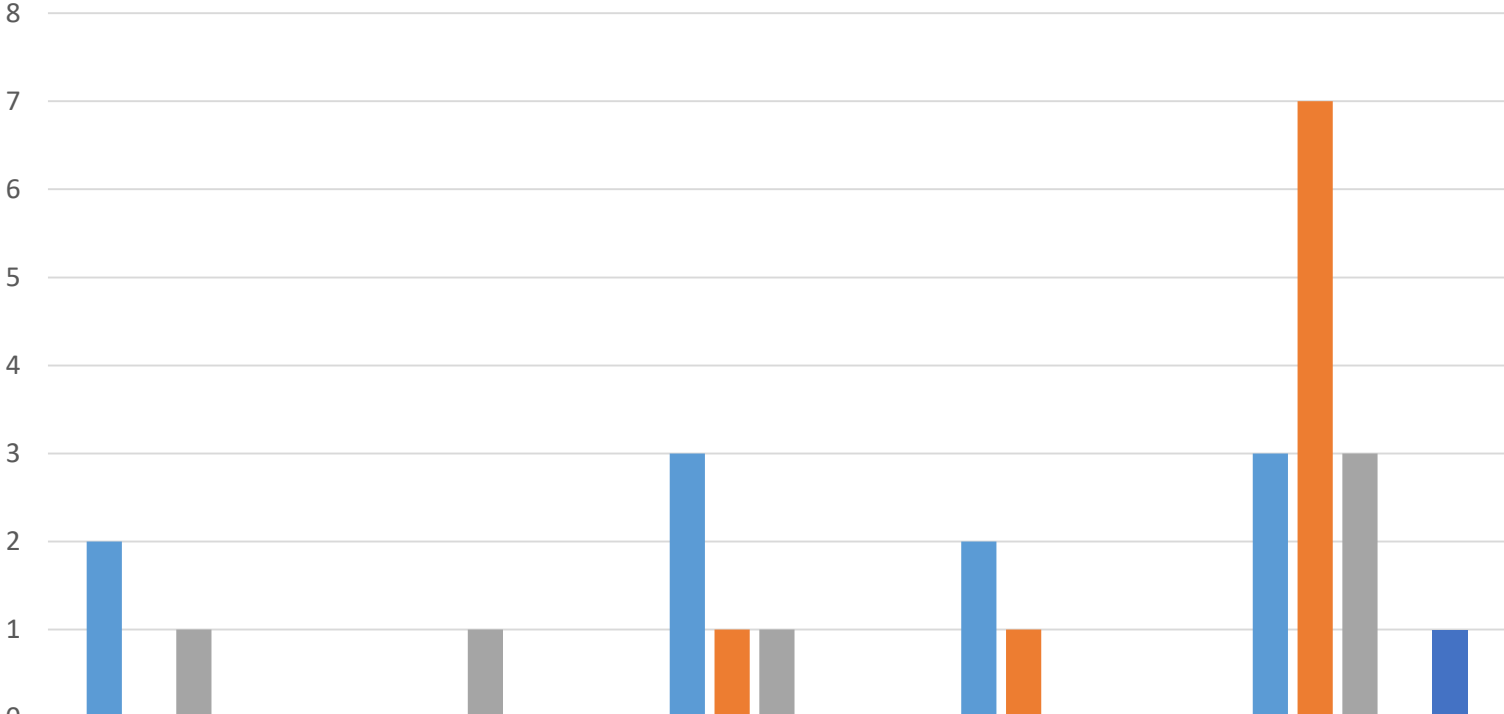
26 Adjudicated Cases



38% of adjudicated repeat offender cases heard by Judge Tusan were sentenced to confinement.

JUDGE GAIL TUSAN

26 Adjudicated RO Cases




	Assault	Burglary	Larceny	Other	Drugs
■ Confinement	2	0	3	2	3
■ Probation	0	0	1	1	7
■ Time Served	1	1	1	0	3
■ Suspended	0	0	0	0	0
■ Other	0	0	0	0	1

JUDGE PAIGE REESE WHITAKER

1 RO Case Total

- ▶ 0 Sentenced to Confinement
- ▶ 0 Sentenced to Probation
- ▶ 0 Released with Time Served
- ▶ 1 Suspended
- ▶ 0 Other
 - ▶ *Includes: Nolle Pros, Dead Docket, and Dismissed cases*

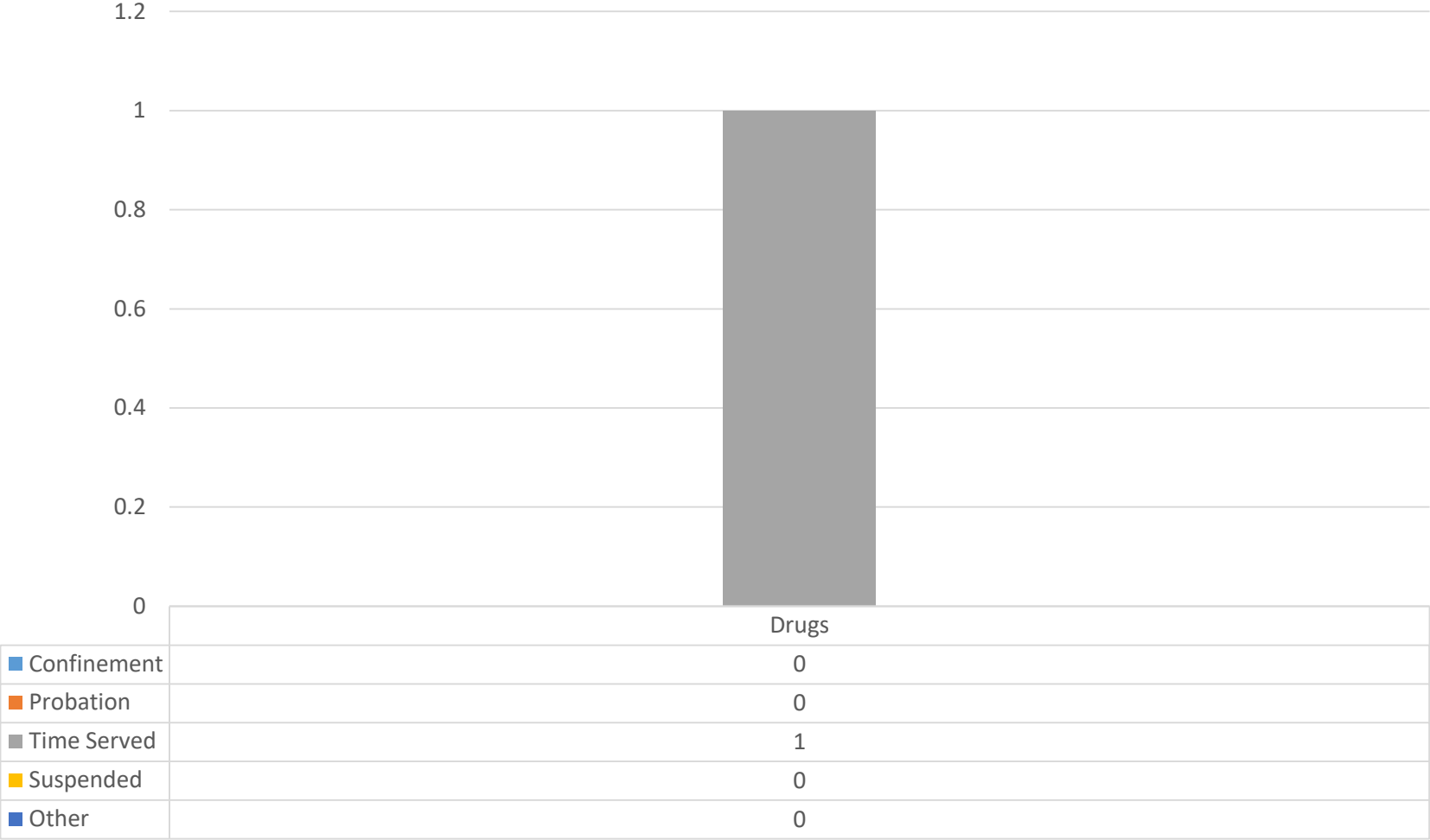
1 Adjudicated Case



0% of adjudicated repeat offender cases heard by Judge Whitaker were sentenced to confinement.

JUDGE PAIGE REESE WHITAKER

1 Adjudicated RO Case



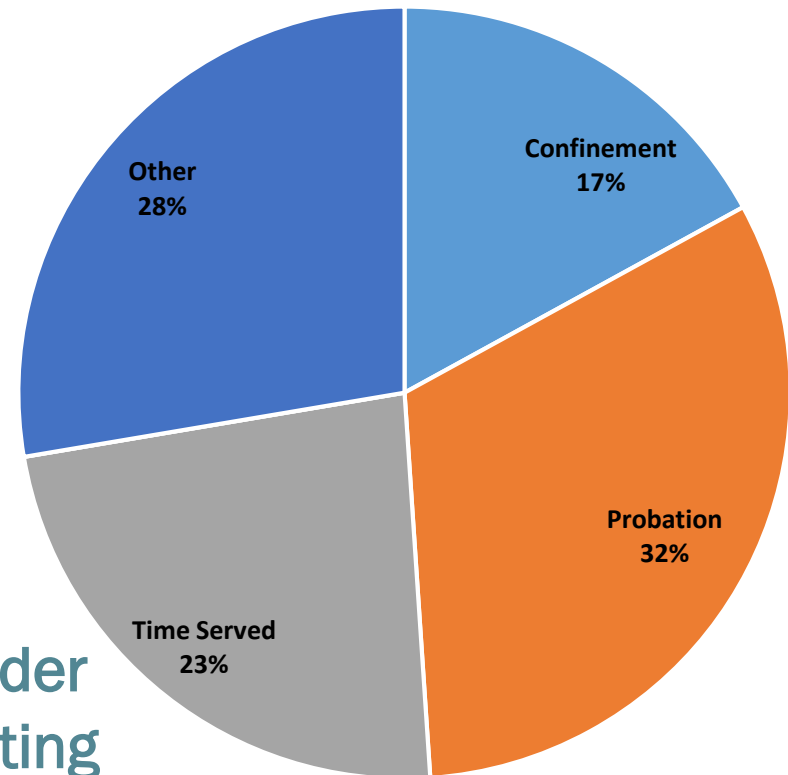
JUDGES, ROTATING MAGISTRATES

77 RO Cases Total

- ▶ 8 Sentenced to Confinement
- ▶ 15 Sentenced to Probation
- ▶ 11 Released with Time Served
- ▶ 0 Suspended
- ▶ 13 Other
 - ▶ Includes: Nolle Pros, Dead Docket, and Dismissed cases
- ▶ 30 Active (excluded from Chart)

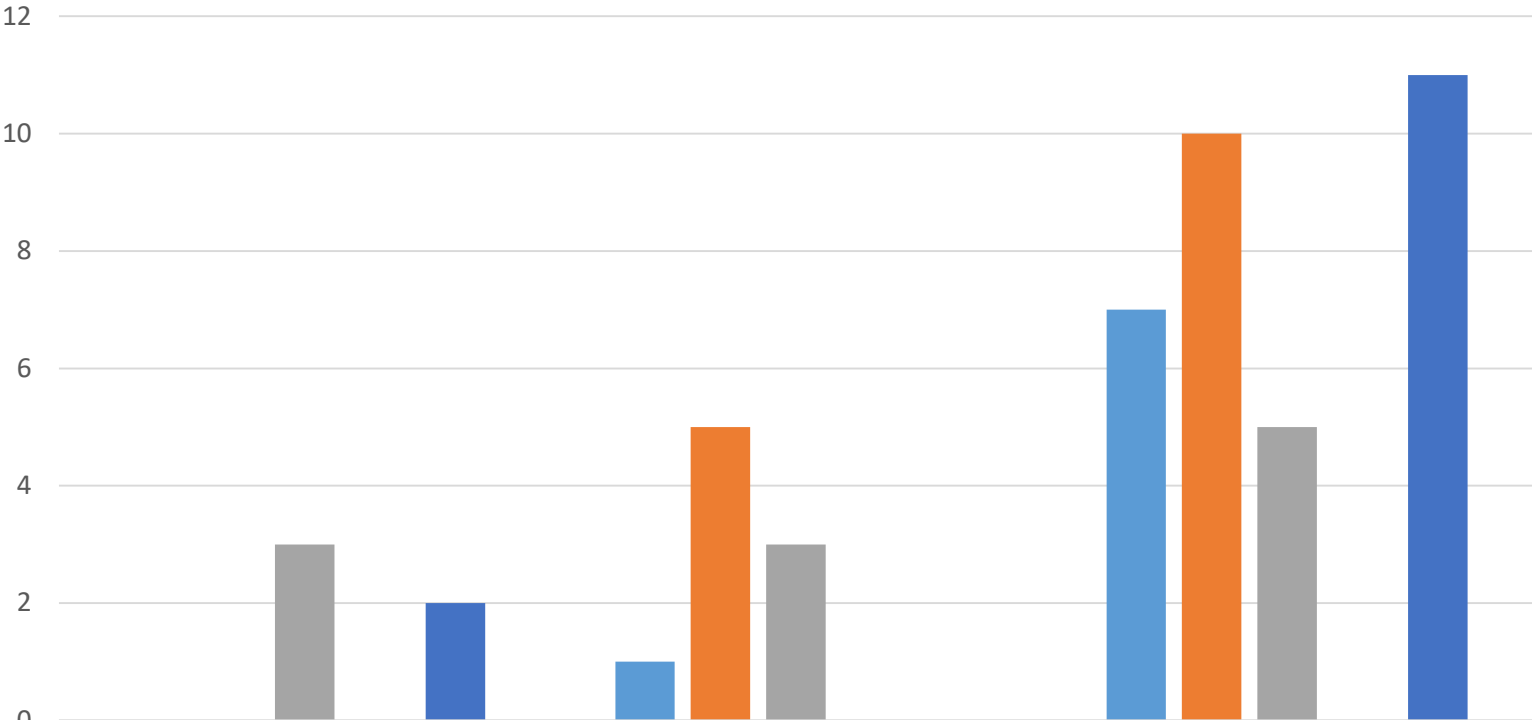
17% of adjudicated repeat offender cases heard by unidentified rotating Magistrate judges were sentenced to confinement.

47 Adjudicated Cases



JUDGES, ROTATING MAGISTRATES

47 Adjudicated RO Cases



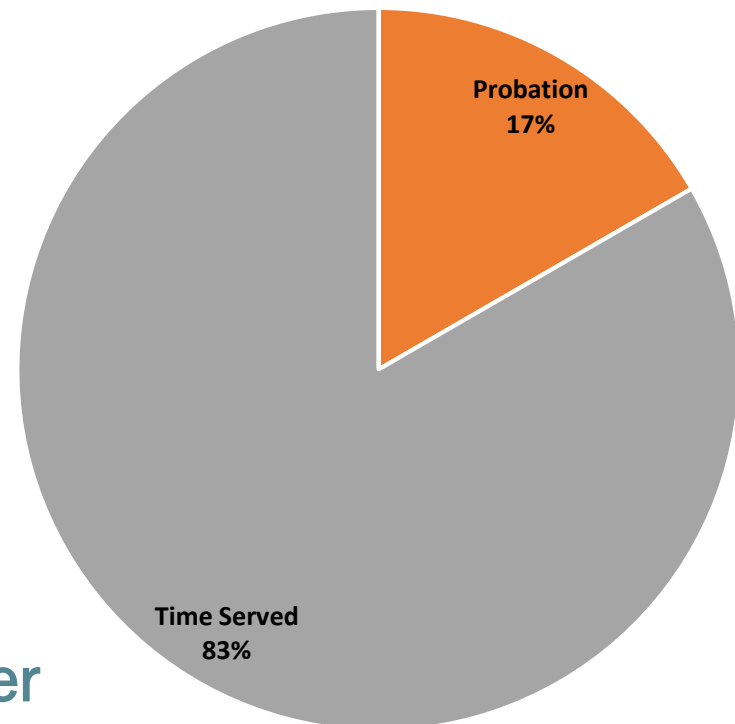
	Larceny	Other	Drugs
■ Confinement	0	1	7
■ Probation	0	5	10
■ Time Served	3	3	5
■ Suspended	0	0	0
■ Other	2	0	11

JUDGES, DRUG COURT

12 RO Cases Total

- ▶ 0 Sentenced to Confinement
- ▶ 2 Sentenced to Probation
- ▶ 10 Released with Time Served
- ▶ 0 Suspended
- ▶ 0 Other
- ▶ *Includes: Nolle Pros, Dead Docket, and Dismissed cases*

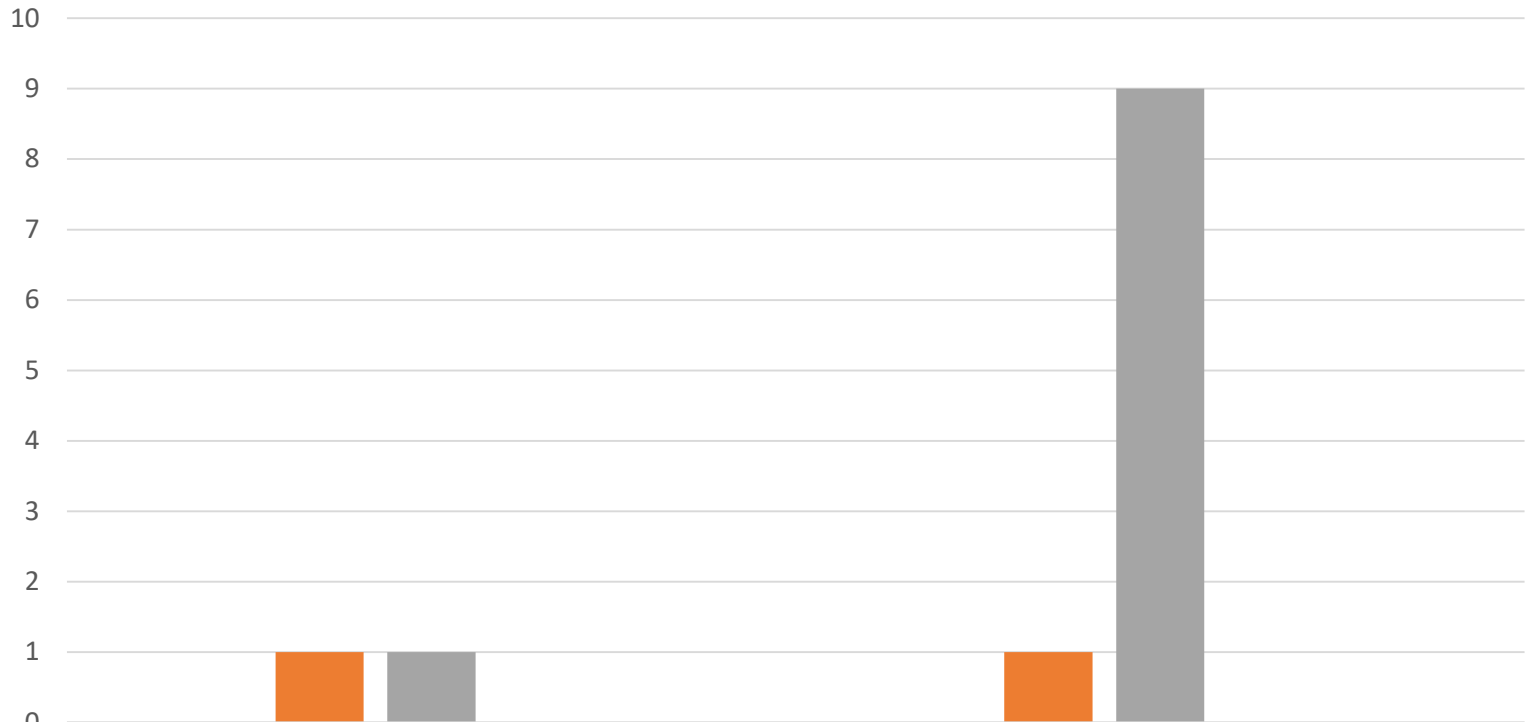
12 Adjudicated Cases



0% of adjudicated repeat offender cases heard by Drug Court judges were sentenced to confinement.

JUDGES, DRUG COURT

12 Adjudicated RO Cases



	Burglary	Drugs
Confinement	0	0
Probation	1	1
Time Served	1	9
Suspended	0	0
Other	0	0

**Atlanta Police Foundation
Atlanta Crime Research Center
191 Peachtree Street, NE
Atlanta, GA 30303**

To obtain additional details,
Call: 404.586.0180
Email: cbass@atlantapolicefoundation.org

